

# Tru Curriculum

**PRESCHOOL AND KINDERGARTEN AGE CHILDREN**

Large Group / Small Group Edition



**wonder**<sup>®</sup>  
inspire. equip. support.



# HOW IT WORKS

**The TruWonder  
Large Group/Small Group Edition**

---

**TruWonder** piques the natural curiosity of preschool and kindergarten-age children and invites them to experience the wonder of who God is.

## Tru Philosophy

The Holy Spirit is God's chosen teacher. He is the One who makes spiritual growth and formation happen when and as He chooses. Our role, as ministry leaders, volunteers, and parents, is to create space for the Holy Spirit to meet with our children.

## Tru Mission Statement

Tru helps leaders, children, and their families connect to God, find their place in His Big God Story, and respond to Him through the power of the Holy Spirit. Every Tru lesson, resource, and product is created for this purpose.

## Lesson Path: Seeing the Mission Statement in a Tru Lesson

### EXPLORE

**Children engage in fun, creative activities designed to pique their curiosity about the day's portion of The Big God Story.**

#### The Vision for EXPLORE

As children arrive, they're invited into a place where they will explore the mysteries of God within the faith community. The activities offered may not overtly connect to the Bible narrative but will spark curiosity and engage them before revealing the whole story. During check-in and welcoming, each lesson suggests two EXPLORE station options. If you only have time or resources for one station for your children to experience, select the one that will be the best fit for your ministry (supplies, prep, space, appeal, etc.). If a station clicks with your children, feel free to bring it back for an additional week of exploration.

### DISCOVER

**Children participate in discovering God's Word through Bible verse memorization, interactive storytelling techniques, and worship as response.**

#### The Vision for Discover

After transitioning from small groups, DISCOVER is a time for children to meet as a larger community to connect, pray, participate in traditions, and learn from The Big God Story together. In preschool/kindergarten, the children get to know the rules of their classroom with Chloe, find and learn their Remember Verse during Mail Time, and discover the What's In the Wardrobe of Wonder. Then they transition into The Big God Story. This is the time when a storyteller shares a passage of Scripture—always keeping the smaller part of the story in the chronological context of God's grand narrative.

#### Ponder Point

The lesson begins with and is centered around a Ponder Point, or statement, about God. An example is, **"God Is with Me."** Although the Bible passage may be familiar, what does this part of The Big God Story tell us about God, and show how He is going to fulfill His promise to redeem mankind?

### RESPOND

**Children reflect on what the Holy Spirit is teaching them and respond through creative activities and games.**

#### The Vision for Small Group RESPOND

Children can share openly their personal thoughts and experiences in a relational setting. Some will be more responsive when they're engaged in something creative or artistic; others will be more open once their bodies get moving. With two options provided, you can decide if you want to use both activities or focus on the type of response that will appeal to your children's needs.

## BLESS

Children receive a blessing from their leaders and sometimes one another. A blessing may be a prayer of commission, a portion of Scripture, or words to encourage and guide.

### The Vision for BLESS

Every Tru lesson concludes with a blessing. The word benediction means to speak well over someone; parents and leaders speak truth over and into children's lives. After encountering God and His Word; the blessing is to bless them and what God is doing in them. Invite them to receive this. As they've been blessed, they will in turn be used to bless others.

## Leader Prep

### The Vision for Inspire, Equip, Support


Each week you'll find Inspire, Equip, and Support articles that will help you and your leaders personally and/or corporately engage with God and His Word and take time for yourselves before beginning your prep.

- The **Inspire** article contains personal stories from fellow ministry leaders about how God has worked in their lives.
- The **Equip** article offers perspective and context to the lesson's Bible passage.
- The **Support** article provides reflection and assessment through encouragement, prayer, and time in God's Word.

## Additional TruWonder Resources (see Resources)

The resources listed below are provided to help you customize or enhance any TruWonder lesson.

- TruWonder Scope and Sequence
- The Big God Story People Cutouts
- The Big God Story Timeline Grid
- The Big God Story Timeline with People
- Master Timeline
- Templates
- God's Salvation Plan for Kids
- Chloe's Rules videos and scripts
- Mail Time files
- Wardrobe of Wonder files
- The Big God Story files



## Lesson Schedule

This sample outline offers flexibility for the timing of your service. The attention span and interest level of children can change based on a variety of factors. You may find yourself allowing more time for one section of the lesson, and moving quickly through another depending upon the mood and dynamic of your class on any particular day.

Experience/Lesson Section		Minutes
<b>EXPLORE</b>	Welcome and Relate (Check-in)	10 min.
<b>DISCOVER</b>	Large Group	25 min.
<b>RESPOND</b>	Small Group	20 min.
<b>BLESS</b>	Small Group	5 min.

---

## Lesson Language

These are descriptions of the terms found throughout TruWonder lessons:

**Leader Tip, Note, Suggestion, and Helpful Hint:** Suggestions for modifying or adjusting portions of the lesson to best fit your own church and group of kids.

**Optional:** Suggestions of ways you can adapt the activities and games.

## Roles

**Host:** The Host offers the same spirit of hospitality, generosity, and inclusiveness to the children that the host of a party would offer to the guests in her home or gathering. They may set up the time, frame the expectations, and dismiss children.

**Small Group Leader:** The Small Group Leader shepherds the children through questions about the story and biblical truth, engages them in community-building activities, helps them create a remembrance of their experience, and blesses them before they leave. Ideally Small Group Leaders work week after week with the same group of kids, giving them the opportunity to develop lasting relationships with each child.

**Worship Leader:** The Worship Leader facilitates individual and corporate worship by listening to the direction of the Holy Spirit and inviting others into the worship experience.

**Storyteller:** After active involvement with the Scriptures and the lesson, the Storyteller recounts the Bible passage for the kids in an engaging way. He leads out of an overflow of his own life, telling personal stories as prompted, and guiding the children into a time of natural worship response.

**AV Technician:** This person facilitates the “behind-the-scenes” aspects of programming, including music, lighting, drama, sound, Power Point, etc. The AV Tech makes sure things run smoothly and is willing to help with anything—including stepping into any of the other leader roles. There will be cues for this person indicated in the lesson in italics.

## Parent Resources

### The Vision for HomeFront Weekly

HomeFront Weekly is designed to help your parents intentionally spend time in God's Word with their children before they come to church. This way, parents will be the first to introduce their children to the Bible content they'll hear at church, preparing them for the upcoming lesson. At the end of your lesson, be sure to send out the HomeFront Weekly resource for the next week, so parents can intentionally create space for God to meet with their families.

# Spring Lesson 10

Bible Passage: Matthew 8:23–27; Mark 4:35–41  
(Calming of the Storm)

## Jesus Is God Remember Verse

Great is our LORD and mighty in power; his understanding has no limit. Psalm 147:5

### LESSON OVERVIEW

**EXPLORE//**  
10 minutes




#### Option 1: A Perfect Storm

##### SUPPLIES

- Cardstock (white), crayons (white)
- Watercolors (blue, green and black)
- Paintbrushes
- Cups, water, paper towels

#### Option 2: Storm Makers

##### SUPPLIES

- Water bottles (4, 16-oz., empty)
- Water
- Food coloring (blue and green)
- Cooking oil (4–8 Tbsp.) 
- Silver glitter
- Hot glue gun or instant-bonding glue

**DISCOVER//**  
25 minutes



#### Chloe's Rules

##### SUPPLIES

- Chloe's Rules videos or scripts \*
- Chloe (puppet or person)
- Preschool program theme song
- Worship music
- Optional: countdown video

#### Mail Time

##### SUPPLIES

- Mail Time intro clip and image \*
- Remember Verse image & cards \*
- Mail Time envelope art \*
- Envelope (large)

- Bibles (personal and large children's)
- Mailbox

#### Wardrobe of Wonder

##### SUPPLIES

- Wardrobe of Wonder intro clip, image, and sound effect\*
- What'sIt: Pillow (see optional image in Resources)
- Wardrobe of Wonder
- Small stools or chairs (2)

#### The Big God Story

##### SUPPLIES

- Stormy Sky image \*
- Storm sound effect \*
- Optional: Storytelling video \*
- Fabric (2 large pieces, blue)

#### Worship as Response

##### SUPPLIES

- Cross cutouts \*
- Instrumental music
- Scissors
- Worship music
- Magnetic Response Wall
- Magnets
- Buckets (1–2)
- Optional: clothesline, thumbtacks, clothespins (1 per child)

**RESPOND//**  
20 minutes



#### Option 1: Stormy Waves

##### SUPPLIES

- Parachute or bed sheet (blue)
- Cotton balls (200)

#### Option 2: Worship Boats

##### SUPPLIES

- Sail template \*
- Sponges (½ sponge per child)
- Scissors
- Craft sticks (1 per child)
- Crayons or markers, glue
- Poster board (blue)
- Optional: instrumental worship music

#### Wonder Questions

##### SUPPLIES

- Wonder Questions coloring pages \*
- TruWonder Small Group Enhancements timeline and images \*
- Scissors
- Crayons

**BLESS//**  
5 minutes



##### SUPPLIES

- Remember Verse cards \*
- HomeFront Weekly: Lesson 11 \*

#### Further Resources

To help you plan and lead:

**Customizable copy of Lesson 10  
2016–17 Scope and Sequence  
TruWonder How It Works  
document**

**HomeFront Weekly: Lesson 10**  
The weekly for the next lesson—  
to be sent home for preteaching  
by parents—is found in BLESS.

\*see Resources

## LEADER PREP

Each week you'll find a list of resources along with encouraging articles that help you prepare your heart to present the lesson.

---

### **Inspire** Shares personal stories from fellow ministry leaders about how God has worked in their lives

It was Water Day at our church's first-ever week of summer day camp. We were hosting 130 community children for the week, and they arrived in their bathing suits bursting with excitement for the outdoor activities planned that day. The only holdup—we didn't plan on the sky wanting to participate. Rain was in the forecast, along with thunder and lightning. It would be unsafe to bring the kids outside in a storm, and we had no backup plan.

With hopeful hearts our team gathered for prayer, calling upon Jesus, the One who calmed another well-known storm so long ago. After prayer, we decided to move forward in

faith and keep the water activities on schedule as planned.

A short time before the water festivities were planned to take place, something amazing happened. The clouds began to part and a beautiful golden sun broke through. The kids streamed out of the church and we were able to have Water Day on the lawn under a beautiful blue sky. My heart filled with emotion as I praised Jesus for His power over the storm. Truly, He is God!

*Kelly Goddard*  
Beacon Church

---

### **Equip** Offers perspective and context to the lesson's Bible passage

Who is He? Scripture tells us He was seen as a rabbi, a man well trained in Jewish law, ritual, and tradition. He entered the synagogue with great authority. His teachings and healing challenged the Pharisees' understanding of both the law and God Himself. But "Rabbi" could not encompass all that He is (see Mark 1:22 and 2:23—3:6).

Authority, power, and mastery—Jesus is rightfully referred to as Lord. It seems so clear in hindsight, but it wasn't until a stormy night that the disciples began to see an even better picture of who He is. Panic and complete fear struck as storm waves broke over the sides of their boat. Convinced that death was imminent, the disciples woke Jesus. "Teacher, don't you care if we drown?" (Mark 4:38). Accusation filled their tone. Their lack of understanding of His identity was exposed. In that moment, they merely saw Him as a man

susceptible to death.

A perfect storm. There was such beautiful harmony between the rage of the storm and the power in His rebuke. Jesus pushed back and quieted the storm with His words: "Quiet! Be still!" He commanded nature with authority as if creation knew His voice. And the waters obeyed.

Being eyewitnesses to incredible wonders in the form of miracles, healing, and spiritual cleansing, who did the disciples say He was? We don't know if in this moment they completely understood that Jesus was revealing Himself as God. However, He did leave them asking a question that was sure to be answered: "Who is this? Even the wind and the waves obey Him!" (Mark 4:41). Jesus used the elements to help us understand His deity. Jesus is God.

---

### **Support** Provides reflection and assessment through encouragement, prayer, and time in God's Word

As you prepare for this lesson, find a quiet place, grab your journal and Bible, and plan at least 20 minutes alone with your thoughts and God. Pray and ask the Lord to remove any distractions so you may hear His voice when He speaks. Then ask yourself these questions: Who is He? Who do I say He is? Finally, who am I because of Him? Ponder and wait. Pray before answering. After a time, respond as God's Spirit

directs you. Pray that God will use you and your team to be His instruments in helping the children know who He is and who they are, because Jesus is God.

May God go before you to prepare a time and a place to meet together. May you hear God's voice, feel His presence, and respond freely to His prompting in your heart.

## EXPLORE//10 minutes



Children engage in fun, creative activities designed to pique their curiosity about the day's portion of The Big God Story.

### Option 1: A Perfect Storm

Today in The Big God Story, children will hear what happened when the disciples found themselves in the midst of a storm, and what Jesus did. This activity will allow children to begin thinking about their own past experiences with storms and their power.

#### SUPPLIES

- Cardstock (white)
- Crayons (white)
- Watercolors (blue, green and black)
- Paintbrushes
- Cups
- Water
- Paper towels

#### SET UP

Fill the cups half way with water. Place a sheet of white card stock and a white crayon at each seat. Set out the rest of the materials on the table.

#### RELATE


Welcome children to the table. Begin to ask them about things they see or hear during a storm. **Have you ever seen a big storm? What happens during a storm?** As you interact with their answers, draw what they describe onto white card stock with the white crayon (e.g., raindrops, waves, lightning, etc.). Hold up your paper. **Look! Can you see what I drew on this paper? Not really, right? I drew the**

**beginnings of a storm on here, but we need some color to help bring it out.** Use the watercolors to paint over the crayon lines to reveal a stormy picture. **Wow! This looks like a big storm!** Assist children in creating their own storm pictures using the white crayon and watercolors. **I wonder, what do you think this has to do with what we're going to hear in The Big God Story today?**

### Option 2: Storm Makers

These storm makers will allow children to interact with the elements of storms on a smaller scale.

#### SUPPLIES

- Water bottles (4, 16-oz., empty)
- Water
- Food coloring (blue and green)
- Cooking oil (4–8 Tbsp.) 
- Silver glitter
- Hot glue gun or instant-bonding glue

#### PREPARE AHEAD

Remove labels from water bottles and fill each bottle with water. Add food coloring to create the desired shade. Pour 1 to 2 tablespoons of cooking oil in each bottle. Add as much silver glitter as desired. Glue lids to bottles shut.

#### SET UP

Place all bottles on the table.



## RELATE

Invite children to explore the bottles. Ask them open-ended questions about their observations. **What happens to the water inside the bottle when you shake it? What happens when you swirl it? Why do you think this is happening?**

**Why do you think we call these Storm Makers? Who here has ever been in a rainstorm or really strong wind? What was that like?**

# LARGE GROUP

## SECTION

## DISCOVER//25 minutes



Children participate in discovering God's Word through Bible verse memorization, interactive storytelling techniques, and worship as response.

## Ponder Point: Jesus Is God

### Chloe's Rules

Host/Worship Leader

#### SUPPLIES

- Chloe's Rules videos or scripts (see Resources)
- Chloe (puppet or person)
- Preschool program theme song
- Worship music (suggestions: "Glorious" and "I Am Listening to You," TruWorship *Sincerely Yours*)
- Optional: countdown video

## RELATE

Welcome children as they're entering the large group meeting area. *Tech: Cue Chloe's Rules video.* The theme song will play as the Worship Leader/Host enters and makes his way up front, welcoming and greeting children along

the way. This should be a high-energy entrance. *Tech: Cue preschool program theme song.* Choose and play two upbeat worship songs of your choice from a worship album that complements the theme and focus of the lesson.

## Mail Time

Host/Worship Leader

#### SUPPLIES

- Mail Time intro clip and image (see Resources)
- Remember Verse image (see Resources)
- Remember Verse cards (see Resources)
- Mail Time envelope art (see Resources)
- Envelope (large)
- Bibles (your personal and large children's)
- Mailbox

#### PREPARE AHEAD

Print or copy the Mail Time envelope art and attach to a large envelope. Print or copy one Remember Verse card and put it inside the envelope.

## RELATE

*Tech: Cue the Mail Time intro clip and image.* Choose one volunteer to hide the mail and another to find the mail. Have the "Seeker" close her eyes while the "Hider" finds a good place to hide the Remember Verse. Once the mail has been hidden, the Seeker will begin to look for the mail while children give clues to its whereabouts by calling out "hot"

and "cold."

Once the Seeker finds the mail, the Host invites her to pull out the enclosed Remember Verse. Next, the Host should find the Remember Verse in his Bible and read the words aloud. Talk about the meaning of the verse while interacting with children.

Lead children in reciting the Remember Verse several times together using a variety of engaging methods. Hand motions, different voices, various speeds, and character integration are all great ways to help commit the Scripture to

memory. For longer verses, approach the verse one section at a time, increasing what the children repeat back each week.

## Remember Verse

Great is our LORD and mighty in power; his understanding has no limit.  
Psalm 147:5

### REMEMBER VERSE DEFINITIONS

**Understanding:** Things you know

**Limit:** End

### REMEMBER VERSE MOTIONS

**Great is our LORD:** Make “L” with right index finger and thumb. Move the “L” from right shoulder to left hip.

**and mighty in power:** Bring arms up to strong man pose.

**his understanding:** Place open palm at forehead and move outward.

**has no limit:** Shake head.

## Wardrobe of Wonder

Storyteller/Host/Worship Leader

### SUPPLIES

- Wardrobe of Wonder intro clip and image (see Resources)
- Wardrobe of Wonder sound effect (see Resources)
- What’sIt: Pillow (see optional image in Resources)
- Wardrobe of Wonder
- Small stools or chairs (2)

### What’sIt: Pillow

Pillows represent a time of rest. Sleeping or taking a nap is something we do when we’re calm and feel safe. Jesus was able to sleep during the storm because He knew He was in control and there was no need to be afraid. Then He calmed the storm.

### RELATE

*Tech:* Cue the *Wardrobe of Wonder* intro clip and image. Invite a child volunteer to “spy” on the What’sIt by peeking into the wardrobe. Each time the wardrobe door opens, cue the *Wardrobe of Wonder* sound effect. Have him whisper the identity of the What’sIt in your ear to ensure he knows what it is.

Invite your assistant to sit on the stools with you. Then lead the group in asking the assistant yes-or-no questions about the What’sIt. Once the children have guessed correctly, ask your assistant to retrieve the What’sIt from the wardrobe and bring it to you. Thank your volunteer and encourage him to sit with his small group.

### ASK

(Volunteer’s name), **why do you think there’s a pillow in the Wardrobe of Wonder?** Invite volunteer to give some suggestions. If he’s having difficulty, encourage all kids to share ideas. **What do we use pillows for? I wonder if the What’sIt has something to do with what we’re going to hear today from The Big God Story. Friends, what do you think? We’re about to find out, because it’s time for The Big God Story!**

## The Big God Story

Matthew 8:23–27; Mark 4:35–41

Jesus Is God

Storytelling Technique: Actions

### SUPPLIES

- Stormy Sky image (see Resources)
- Storm sound effect (see Resources)
- Optional: Storytelling video (see Resources)
- Fabric (2 large pieces, blue)

## SET UP

Place the two fabric pieces near your storytelling area. Children will wave the fabric to represent the storm at one point in the story.

## RELATE

Greet children. **It's so good to be here with you today. Before we jump into The Big God Story, let's stop for a moment and ask God to teach us and help us to hear Him.** Lead children in a Prayer of Release to pause, be still, and ask the Holy Spirit to quiet their hearts and minds.

Turn to passage in Bible to reinforce that this is a true story about God. **Jesus had just finished a very busy day of teaching lots of people and healing those who were sick. He was with His disciples. Friends, do you remember what a disciple is?** Children respond. **Good thinking! A disciple is someone who follows a teacher and wants to be like him in every way. There were 12 men who followed Jesus and wanted to learn everything about Him. The disciples went where Jesus went and ate what He ate. When Jesus would teach the big crowds of people, the disciples were there too. And after the big crowds went home, Jesus would explain to the disciples the things He said to the crowds.**

**On this day, Jesus and the disciples left the crowd and went to the shore of a large lake. Jesus decided that He and the disciples should go over to the other side, so they got into a boat and started sailing across the lake. It had been a long day, and Jesus was very tired. He went to the back of the boat, lay down on a pillow, and went to sleep. When you go to sleep, what do you take with you to sleep cozy and feel safe?** Interact with answers.

Divide children into two groups, and give each group a large blue fabric piece to hold onto. The fabric will represent water. **While Jesus was sleeping in the boat, a strong storm suddenly broke out on the lake!** *Tech: Cue Stormy Sky image and Storm sound effect.* Have kids start waving blue fabric

to mimic large ocean waves. **Huge waves crashed over the sides and filled the boat with so much water, it was close to sinking! The disciples were scared. They were afraid they were going to die!** Kids continue waving fabric.

**Wait! Jesus was with them on the boat. Where was Jesus?** Children respond. **Yes! He was sleeping. As quickly as they could, the disciples went to wake Jesus. They asked Jesus, "Don't you care if we drown?"** The disciples didn't understand how Jesus could be sleeping while the storm was crashing all around them.

**Jesus got up and took care of everything. He said to the wind and waves, "Quiet! Be still!"** *Tech: Stop sound effect.* Suddenly, (in hushed tone, then pause) it was quiet. Children stop waving fabric. The wind had calmed down and the waters were still. Then, Jesus said to His disciples, **"Why are you so afraid?"** They asked each other, **"Who is this? Even the wind and the waves obey Him!"** (reference Mark 4:40–41).

**Can people make the wind stop blowing?** Children respond. **No, only God can!** **Can people make the waves go quiet?** Children answer. **No, only God can!** **What about the sun setting and the moon rising every night? Can people do that?** Children answer. **No, only God can!** **Who told the storm to stop?** Children answer. **God did.**

**The disciples were so amazed. They were surprised when Jesus talked to the waves and the wind. They didn't expect the wind and the waves to do what He said. They knew He was a great teacher and healer, but they didn't understand who He really was. Jesus was showing them He is God! Jesus is God, and that's amazing!**

## Worship as Response

### SUPPLIES

- Cross cutouts (see Resources)
- Instrumental music
- Scissors
- Worship music: "I Am Listening to You," TruWorship *Sincerely Yours* and "I Can Hear You," TruWorship *Your Love*
- Magnetic Response Wall
- Magnets
- Buckets (1–2)
- Optional: clothesline, thumbtacks, clothespins (1 per child)

### PREPARE AHEAD

Print the Cross cutouts, making at least one per child. Cut them out and place them in a bucket. Place magnets in a second bucket or directly on Response Wall.

### SET UP

If you prefer to use clothesline and clothespins for your response station, secure each end of the line to the wall with thumbtacks, low enough for children to easily reach it. Place the clothespins in a second bucket near the line.

## RELATE

Open in prayer, then play the first worship song, "I Am Listening to You." Allow for a moment of reflection.

Between the first and second worship songs, have an instrumental song play quietly in the background during your description of the Response Wall or clothesline. Hold up a cross shape. **Friends, what is this?** Children respond. **That's right, it's a cross. Today we will have a chance to respond to God as we put crosses up on the wall. The cross is a reminder that even though Jesus is God, He still died on the cross as part of God's big plan to bring us all into God's family. As you place your cross on the wall, you can pray**

**and tell God what you're thinking. How does it make you feel to know that Jesus is God, but He died on the cross for you anyway?**

As the second song ("I Can Hear You") begins to play, invite children to take a cross shape to the wall. Once they've placed their shape on the wall or clipped it to the line, they can take a moment to pray and talk to God. Begin to dismiss children to the Response Walls when they're ready. If time allows and children are actively engaged, loop the song to extend the worship experience. As you see this time drawing to a close, end in prayer and dismiss children to small groups.

## SMALL GROUP

### SECTION

## RESPOND//20 minutes

Children reflect on what the Holy Spirit is teaching them and respond through creative activities and games.

### Option 1: Stormy Waves

Jesus is God, and He can calm a storm with His words. In this energetic activity, children will have the opportunity to create their own "storm!"

#### SUPPLIES

- Parachute or bed sheet (blue)
- Cotton balls (200)

#### SET UP

Set out the parachute or blue sheet on the floor. Spread the cotton balls in the middle of the sheet.

#### RELATE

Invite your group to join you around the parachute or sheet. **Friends, today we heard about a big storm on the lake that frightened all of Jesus' disciples. Let's practice making a storm of our own!** Show children how to create a "storm" by waving the blue sheet up and down with the

cotton balls bouncing on it. Have kids practice waving the sheet. **Jesus calmed the huge storm just by speaking to it. That's because Jesus is God and He can control even the waves! So when I say, "Quiet! Be still!" you must all stop shaking the sheet immediately.** Play as long as time allows.

### Option 2: Worship Boats

In The Big God Story, the disciples were amazed that Jesus could calm the wind and the waves. This time of response will allow children to create boats and write on the sails the things that amaze them about Jesus.

#### SUPPLIES

- Sail template (see Resources)
- Sponges (½ sponge per child)
- Scissors
- Craft sticks (1 per child)
- Crayons or markers
- Glue
- Poster board (blue)
- Optional: instrumental worship music

#### PREPARE AHEAD

Cut each sponge in half and cut a slit in the middle of the sponge where the craft stick will be inserted. Print the Sail template, one per child, and cut out each sail. Round off the corners of the poster board to form a body of water.

## SET UP

Place a sail at each child's seat. Set the poster board at your own seat. Place the sponges, craft sticks, crayons or markers, and glue within easy reach of children.

## RELATE

Invite children to gather around the table. Set out the blue poster board in front of you. **As we've gone through The Big God Story, what are some things we've learned about God that are amazing?** As children make suggestions, write these phrases on the poster board. Then show children a sail. **This sail I have here says, "Jesus is God, and He's ..." We get to fill in the blank with our own ideas. What do you know is true about God?** Allow children a few moments to think in silence. Then encourage them

to write or draw something they know is true about God on their sails. Play soft instrumental worship music in the background as they work. Give them a few minutes to decorate their sail, attach a craft stick to it, and place their sail and mast into a sponge. Once children have finished creating their boats, encourage them to place their boats on the blue poster board "water." Invite them to share the amazing things about God they've written on their sails.

## Wonder Questions

Small Group Enhancements, coloring pages, and discussion questions help your group go deeper into today's portion of The Big God Story.

## SUPPLIES

- Wonder Questions coloring pages (see Resources)
- TruWonder Small Group Enhancements timeline and images (see Resources)
- Scissors
- Crayons

## RELATE

**Today in The Big God Story, we heard about a terrible storm the disciples were caught in with their boat. They became afraid and asked Jesus why He wasn't afraid too.**

**Jesus calmed the storm and waves by using His voice, because He is God.**

I wonder ... How did Jesus amaze the disciples?

I wonder ... What do I think is amazing about Jesus?

I wonder ... How can I tell God what I think is amazing about Him?

## BLESS//5 minutes



Children receive a blessing from their leaders and sometimes one another. A blessing may be a prayer of commission, a portion of Scripture, or words to encourage and guide.

## SUPPLIES

- Remember Verse cards (see Resources)
- HomeFront Weekly: Lesson 11 (see Resources)

## RELATE

**Friends, Jesus is God and He loves you with love that lasts forever. God sent Jesus to show us how much He loves us and wants us to be with Him always.**

Bless each child individually by going around and gently placing your hand on her head or shoulder:

(Insert child's name), **may you be filled with the love of God and with awe of who He is.**

When each child has been blessed, encourage the group to gather around you and place their hands in front of them, palms up, to receive the final blessing.

**Children, may you always remember that Jesus is God, and He can calm any storm.**

Send home Remember Verse cards and the HomeFront Weekly with your kids.

Date: \_\_\_\_\_

**HomeFront Weekly** is designed for you to use during the week with your son or daughter. You'll find out what they learned today at church, and you can help them prepare for next week by exploring the theme (or Ponder Point) and spending time together in God's Word.

## WHAT WE LEARNED THIS WEEK

### PONDER POINT: JESUS CALLS HIS DISCIPLES

#### Disciples

Luke 5:1–11

Jesus called 12 ordinary men to follow Him, learn from Him, and live alongside Him. He taught them to the best way to live. These disciples would later go out and share the Good News of Jesus with countless others.

## WHERE WE'RE HEADED NEXT TIME

### PONDER POINT: JESUS IS GOD

#### Calming of the Storm

Matthew 8:23–27; Mark 4:35–41

Jesus calms a storm, showing that He is God.

## DID YOU KNOW?

Share these facts to get the conversation started.

- It was evening when the disciples and Jesus climbed into the boat.
- Jesus was asleep in the back of the boat when the storm hit.
- When the boat was nearly flooded and death seemed sure, the disciples woke Jesus to ask for help.
- Jesus quieted the storm with only His words, "Quiet! Be still!"

## CONNECT AS A FAMILY

Try reading this week's Bible passage to your children at bath time or when you're washing the dishes. Tell your kids to splash and make waves; help them create a "storm" in the water. After they've stopped, show them the calmness of the water compared to the waves and splashing. Now tell them Jesus is able to calm storms with just His words. **Read Matthew 8:23–27**. Ask your children how they might have felt if they were in that boat with the disciples. Remind them that Jesus is always with them, even though we don't see Him.

After reading the Scripture passage, discuss these questions together:

- How was Jesus able to calm the storm with just His voice?
- How did Jesus amaze the disciples?
- What amazes you about Jesus?

These questions can easily extend into the rest of the week. Look for opportunities to bring conversations about how Jesus is God into your everyday life as a family.

## REMEMBER VERSE

The Remember Verse focuses on a character trait of God that's highlighted in next week's portion of *The Big God Story*.

**Great is our Lord and mighty in power;  
his understanding has no limit.**  
Psalm 147:5

## BLESSING

Blessings are often used in the Bible. A blessing can be a prayer of commission, a portion of Scripture, or words to encourage and guide.

A blessing to pray over your child:  
(Child's name), **may you always remember that Jesus is God.**

For more information about blessing your child, go to [tru.ministry.com](http://tru.ministry.com) to the Parenting tab. And for more creative ideas on spiritually leading your family, visit [HomeFrontMag.com](http://HomeFrontMag.com).



## Fall Quarter 2016

Lesson	Date	Ponder Point	Bible Passage	Remember Verse
1	Sept 3/4	God Is Creator (Creation)	Gen. 1—2:14	Revelation 4:11a
2	Sept 10/11	God Created Me (Adam and Eve)	Gen. 1:26—31; 2:4—25	Revelation 4:11a
3	Sept 17/18	God Is Redeemer (The Fall and Restoration)	Gen. 2—3	Revelation 4:11a
4	Sept 24/25	God Is a Covenant Keeper, Part 1 (The Flood)	Gen. 6—9	Revelation 4:11a
5*	Oct 1/2	God Is a Covenant Keeper Part 2 (Abram)	Gen. 12; 15; 17	Revelation 4:11a
6	<b>Oct 8/9</b>	<b>Remember &amp; Celebrate Weekend</b>	<b>Feast: Passover</b>	
7	Oct 15/16	God Is I AM (Burning Bush)	Ex. 3:1—4:17	Jeremiah 10:6
8	Oct 22/23	God Is Mighty (Red Sea Crossing)	Ex. 14:13—15:21	Jeremiah 10:6
9*	Oct 29/30	God Is Leader (Pillars of Fire and Cloud)	Ex. 13:21—22; 14:19—24; 33:9—10; Num. 14:14	Jeremiah 10:6
10	Nov 5/6	God Is Near (Tabernacle)	Ex. 40:1—38	Psalms 75:1
<b>Was 4.11* now 1.11*</b>	Nov 12/13	God Always Keeps His Promises (Joshua and Jericho)	Num. 13; 14:26—33 Josh. 5:13—6:27	Psalms 75:1
<b>Was 4.2 now 1.12</b>	Nov 19/20	God Is Merciful (Deborah)	Judges 4—5	Psalms 75:1
13	<b>Nov 26/27</b>	<b>Remember &amp; Celebrate Weekend</b>	<b>Feast: Unleavened Bread</b>	

\*A storytelling video is available for this lesson.



## Winter Quarter 2016-2017

Lesson	Date	Ponder Point	Bible Passage	Remember Verse
<b>Was 4.3 now 2.1</b>	Dec 3/4	God Blesses (Ruth)	Ruth 1—4	<b>Luke 1:68</b>
<b>Was 2.1 now 2.2</b>	Dec 10/11	God Gave The Promise, Part 1 (Mary)	Luke 1:1—56	<b>Luke 1:68</b>
<b>Was 2.2 now 2.3</b>	Dec 17/18	God Gave The Promise, Part 2 (Joseph)	Matt. 1:18—25	<b>Luke 1:68</b>
<b>Was 2.3* now 2.4*</b>	Dec 24/25	Jesus Is The Promise (Christ's Birth)	Luke 2:8—20	<b>Luke 1:68</b>
<b>Was 2.4 now 2.5</b>	Dec 31/Jan1	God Leads (Magi)	Matt. 2:1—12	<b>Luke 1:68</b>
<b>6</b>	<b>January 7/8</b>	<b><i>Remember &amp; Celebrate Weekend</i></b>	<b>Festival: First Fruits</b>	
<b>Was 4.4 now 2.7</b>	Jan 14/15	God Speaks (Samuel)	1 Sam. 3	<b>Isaiah 30:21</b>
<b>Was 4.5* now 2.8*</b>	Jan 21/22	God Is Help (Ebenezer)	1 Sam. 7:3—13	<b>Isaiah 30:21</b>
<b>Was 1.12 now 2.9*</b>	Jan 28/29	God Is Worthy of Worship, Part 1 (Psalms)	Ps. 27:6; 30:11; 95:2; 98:4; 108:1; 149:3	<b>Isaiah 30:21</b>
<b>Was 1.11* now 2.10*</b>	Feb 4/5	God Is Worthy of Worship, Part 2 (Solomon)	1 Chron. 28	<b>Psalms 143:10</b>
<b>Was 4.7 now 2.11*</b>	Feb 11/12	God Is Our Safe Place (Elijah)	1 Kings 19:1—18	<b>Psalms 143:10</b>
<b>Was 4.8 now 2.12</b>	Feb 18/19	God's Word Has Power (Josiah)	2 Kings 22—23:30	<b>Psalms 143:10</b>
<b>13</b>	<b>Feb 25/26</b>	<b><i>Remember &amp; Celebrate Weekend</i></b>	<b>Feast: Harvest</b>	
<b>Bonus Lesson</b>		Birthday Party for Jesus (Christmas Celebration)		

\*A storytelling video is available for this lesson.

## Spring Quarter 2017

Lesson	Date	Ponder Point	Bible Passage	Remember Verse
Was 4.9 now 3.1	Mar 4/5	God Protects (Fiery Furnace)	Dan. 3:1–30	Zeph. 3:17a
Was 4.10 now 3.2	Mar 11/12	God Is the Living God (Daniel)	Dan. 6	Zeph. 3:17a
Was 4.11* now 3.3*	Mar 18/19	God Saves Part 1 (Jonah)	Jonah 1–4	Zeph. 3:17a
Was 4.12 now 3.4	Mar 25/26	God Saves Part 2 (Esther)	Est. 1–10	Zeph. 3:17a
Was 3.6 now 3.5	Apr 1/2	<b>Remember &amp; Celebrate Weekend</b>	<b>Feast: Trumpets</b>	Zeph. 3:17a
Was 3.7 now 3.6	Apr 8/9	Jesus Is King (Triumphal Entry, Palm Sunday)	Matt. 21:1–11 Mark 11:1–11 Luke 19:28–38 John 12:12–19	
Was 3.8 now 3.7	Apr 15/16	The Big God Story (Easter)		John 5:24a
Was 2.7 now 3.8	Apr 22/23	The Father Has Big Plans for Jesus (Jesus' Ministry)	Mark 1; Luke 4	John 5:24a
Was 2.8 now 3.9	Apr 29/30	Jesus Calls His Disciples (Disciples)	Luke 5:1–11	John 5:24a
Was 2.9* now 3.10*	May 6/7	Jesus Is God (Calming of the Storm)	Matt. 8:23–27 Mark 4:35–41	Psalms 147:5
Was 2.10 now 3.11	May 13/14	God Is Provider (Feeding the Five Thousand)	Matt. 14:13–21 Mark 6:30–44 Luke 9:10–17 John 6:1–15	Psalms 147:5
Was 2.11* now 3.12*	May 20/21	God Is Powerful (Healing the Blind Man)	John 9:1–12	Psalms 147:5
13	May 27/28	<b>Remember &amp; Celebrate Weekend</b>	<b>Festival: Day of Atonement</b>	
Bonus		Good Friday (The Last Supper)		

## Summer Quarter 2017

Lesson	Date	Ponder Point	Bible Passage	Remember Verse
Was 2.12 now 4.1	Jun 3/4	God Is Near (Walking on Water)	Mark 6:45–51 Matt. 14:22–33	<b>Matt. 6:8b</b>
Was 3.1 now 4.2	Jun 10/11	God Listens (Prayer)	Matt. 6:5–13 Luke 11:1–13	<b>Matt. 6:8b</b>
Was 3.2 now 4.3	Jun 17/18	God Is Generous (Giving as Worship)	Luke 21:1–4 Matt. 6:19–21 2 Cor. 9:7	<b>Matt. 6:8b</b>
Was 3.3* now 4.4*	Jun 24/25	God Wants Everyone to Be Part of His Family, Part 1 (Lost Sheep, Coin, and Son)	Matt. 18:10–14 Luke 15:1–7	<b>Matt. 6:8b</b>
Was 3.4 now 4.5	Jul 1/2	God Wants Everyone to Be Part of His Family, Part 2 (Zacchaeus)	Luke 19:1–10	<b>Matt. 6:8b</b>
<b>6</b>	<b>Jul 8/9</b>	<b>Remember &amp; Celebrate Weekend</b>	<b>Feast: Tabernacles</b>	
Was bonus lesson now 4.7	Jul 15/16	Jesus Is Alive (Death and Resurrection)		<b>Phil. 3:10a</b>
Was 3.9 now 4.8	Jul 22/23	God's Spirit Is Powerful (Crippled Beggar)	Acts 3	<b>Phil. 3:10a</b>
Was 3.10 now 4.9	Jul 29/30	God Is Love, Part 1 (Paul's Conversion)	Acts 9	<b>Phil. 3:10a</b>
Was 3.11* now 4.10*	Aug 5/6	God Is Love, Part 2 (Church in Antioch)	Acts 11:19–30	<b>1 John 3:1a</b>
Was 3.12 now 4.11	Aug 12/13	God Responds (Peter Freed From Prison)	Acts 12:1–19	<b>1 John 3:1a</b>
Was 3.5* now 4.12*	Aug 19/20	Jesus is Preparing a Place In Heaven (Heaven)	John 14 Rev. 21	<b>1 John 3:1a</b>
<b>13</b>	<b>Aug 26/27</b>	<b>Remember &amp; Celebrate Weekend</b>	<b>Festival: Jubilee</b>	

\*A storytelling video is available for this lesson.

\*The Scope and Sequence is subject to change.



# How to Buy Tru Curriculum

As a full digital curriculum, Tru delivers lesson content and resource material through its online delivery platforms.

Choose between easy to download zipped files or a subscription on Disciplr.

## **Tru Digital Bundles**

**Simple to download, easy to use!**

### **ADD COVERS OF TRU AGES:**

Tru Curriculum is now available in quarterly digital bundles complete with teachers guide and accompanying lesson resources. Explore pricing and purchasing options at

## **Tru on Disciplr®**

**Tru curriculum is coming soon to Disciplr 2.0!**

Get unlimited access to all Tru age levels and formats for one annual price. Disciplr gives you curriculum choices, simple lesson customization and scheduling tools in one organized home.



# Spring Lesson 10

Bible Passage: Matthew 8:23–27; Mark 4:35–41  
(Calming of the Storm)

## Jesus Is God Remember Verse

Great is our LORD and mighty in power; his understanding has no limit. Psalm 147:5

### LESSON OVERVIEW

**EXPLORE//**  
10 minutes




#### Option 1: A Perfect Storm

##### SUPPLIES

- Cardstock (white), crayons (white)
- Watercolors (blue, green and black)
- Paintbrushes
- Cups, water, paper towels

#### Option 2: Storm Makers

##### SUPPLIES

- Water bottles (4, 16-oz., empty)
- Water
- Food coloring (blue and green)
- Cooking oil (4–8 Tbsp.) 
- Silver glitter
- Hot glue gun or instant-bonding glue

**DISCOVER//**  
25 minutes



#### Chloe's Rules

##### SUPPLIES

- Chloe's Rules videos or scripts \*
- Chloe (puppet or person)
- Preschool program theme song
- Worship music
- Optional: countdown video

#### Mail Time

##### SUPPLIES

- Mail Time intro clip and image \*
- Remember Verse image & cards \*
- Mail Time envelope art \*
- Envelope (large)

- Bibles (personal and large children's)
- Mailbox

#### Wardrobe of Wonder

##### SUPPLIES

- Wardrobe of Wonder intro clip, image, and sound effect\*
- What'sIt: Pillow (see optional image in Resources)
- Wardrobe of Wonder
- Small stools or chairs (2)

#### The Big God Story

##### SUPPLIES

- Stormy Sky image \*
- Storm sound effect \*
- Optional: Storytelling video \*
- Fabric (2 large pieces, blue)

#### Worship as Response

##### SUPPLIES

- Cross cutouts \*
- Instrumental music
- Scissors
- Worship music
- Magnetic Response Wall
- Magnets
- Buckets (1–2)
- Optional: clothesline, thumbtacks, clothespins (1 per child)

**RESPOND//**  
20 minutes



#### Option 1: Stormy Waves

##### SUPPLIES

- Parachute or bed sheet (blue)
- Cotton balls (200)

#### Option 2: Worship Boats

##### SUPPLIES

- Sail template \*
- Sponges (½ sponge per child)
- Scissors
- Craft sticks (1 per child)
- Crayons or markers, glue
- Poster board (blue)
- Optional: instrumental worship music

#### Wonder Questions

##### SUPPLIES

- Wonder Questions coloring pages \*
- TruWonder Small Group Enhancements timeline and images \*
- Scissors
- Crayons

**BLESS//**  
5 minutes



##### SUPPLIES

- Remember Verse cards \*
- HomeFront Weekly: Lesson 11 \*

#### Further Resources

To help you plan and lead:  
**Customizable copy of Lesson 10 2016–17 Scope and Sequence TruWonder How It Works document**

**HomeFront Weekly: Lesson 10**  
The weekly for the next lesson—to be sent home for preteaching by parents—is found in BLESS.

\*see Resources

## LEADER PREP

Each week you'll find a list of resources along with encouraging articles that help you prepare your heart to present the lesson.

---

### **Inspire** Shares personal stories from fellow ministry leaders about how God has worked in their lives

It was Water Day at our church's first-ever week of summer day camp. We were hosting 130 community children for the week, and they arrived in their bathing suits bursting with excitement for the outdoor activities planned that day. The only holdup—we didn't plan on the sky wanting to participate. Rain was in the forecast, along with thunder and lightning. It would be unsafe to bring the kids outside in a storm, and we had no backup plan.

With hopeful hearts our team gathered for prayer, calling upon Jesus, the One who calmed another well-known storm so long ago. After prayer, we decided to move forward in

faith and keep the water activities on schedule as planned.

A short time before the water festivities were planned to take place, something amazing happened. The clouds began to part and a beautiful golden sun broke through. The kids streamed out of the church and we were able to have Water Day on the lawn under a beautiful blue sky. My heart filled with emotion as I praised Jesus for His power over the storm. Truly, He is God!

*Kelly Goddard*  
Beacon Church

---

### **Equip** Offers perspective and context to the lesson's Bible passage

Who is He? Scripture tells us He was seen as a rabbi, a man well trained in Jewish law, ritual, and tradition. He entered the synagogue with great authority. His teachings and healing challenged the Pharisees' understanding of both the law and God Himself. But "Rabbi" could not encompass all that He is (see Mark 1:22 and 2:23—3:6).

Authority, power, and mastery—Jesus is rightfully referred to as Lord. It seems so clear in hindsight, but it wasn't until a stormy night that the disciples began to see an even better picture of who He is. Panic and complete fear struck as storm waves broke over the sides of their boat. Convinced that death was imminent, the disciples woke Jesus. "Teacher, don't you care if we drown?" (Mark 4:38). Accusation filled their tone. Their lack of understanding of His identity was exposed. In that moment, they merely saw Him as a man

susceptible to death.

A perfect storm. There was such beautiful harmony between the rage of the storm and the power in His rebuke. Jesus pushed back and quieted the storm with His words: "Quiet! Be still!" He commanded nature with authority as if creation knew His voice. And the waters obeyed.

Being eyewitnesses to incredible wonders in the form of miracles, healing, and spiritual cleansing, who did the disciples say He was? We don't know if in this moment they completely understood that Jesus was revealing Himself as God. However, He did leave them asking a question that was sure to be answered: "Who is this? Even the wind and the waves obey Him!" (Mark 4:41). Jesus used the elements to help us understand His deity. Jesus is God.

---

### **Support** Provides reflection and assessment through encouragement, prayer, and time in God's Word

As you prepare for this lesson, find a quiet place, grab your journal and Bible, and plan at least 20 minutes alone with your thoughts and God. Pray and ask the Lord to remove any distractions so you may hear His voice when He speaks. Then ask yourself these questions: Who is He? Who do I say He is? Finally, who am I because of Him? Ponder and wait. Pray before answering. After a time, respond as God's Spirit

directs you. Pray that God will use you and your team to be His instruments in helping the children know who He is and who they are, because Jesus is God.

May God go before you to prepare a time and a place to meet together. May you hear God's voice, feel His presence, and respond freely to His prompting in your heart.

## EXPLORE//10 minutes



Children engage in fun, creative activities designed to pique their curiosity about the day's portion of The Big God Story.

### Option 1: A Perfect Storm

Today in The Big God Story, children will hear what happened when the disciples found themselves in the midst of a storm, and what Jesus did. This activity will allow children to begin thinking about their own past experiences with storms and their power.

#### SUPPLIES

- Cardstock (white)
- Crayons (white)
- Watercolors (blue, green and black)
- Paintbrushes
- Cups
- Water
- Paper towels

#### SET UP

Fill the cups half way with water. Place a sheet of white card stock and a white crayon at each seat. Set out the rest of the materials on the table.

#### RELATE


Welcome children to the table. Begin to ask them about things they see or hear during a storm. **Have you ever seen a big storm? What happens during a storm?** As you interact with their answers, draw what they describe onto white card stock with the white crayon (e.g., raindrops, waves, lightning, etc.). Hold up your paper. **Look! Can you see what I drew on this paper? Not really, right? I drew the**

**beginnings of a storm on here, but we need some color to help bring it out.** Use the watercolors to paint over the crayon lines to reveal a stormy picture. **Wow! This looks like a big storm!** Assist children in creating their own storm pictures using the white crayon and watercolors. **I wonder, what do you think this has to do with what we're going to hear in The Big God Story today?**

### Option 2: Storm Makers

These storm makers will allow children to interact with the elements of storms on a smaller scale.

#### SUPPLIES

- Water bottles (4, 16-oz., empty)
- Water
- Food coloring (blue and green)
- Cooking oil (4–8 Tbsp.) 
- Silver glitter
- Hot glue gun or instant-bonding glue

#### PREPARE AHEAD

Remove labels from water bottles and fill each bottle with water. Add food coloring to create the desired shade. Pour 1 to 2 tablespoons of cooking oil in each bottle. Add as much silver glitter as desired. Glue lids to bottles shut.

#### SET UP

Place all bottles on the table.



## RELATE

Invite children to explore the bottles. Ask them open-ended questions about their observations. **What happens to the water inside the bottle when you shake it? What happens when you swirl it? Why do you think this is happening?**

**Why do you think we call these Storm Makers? Who here has ever been in a rainstorm or really strong wind? What was that like?**

# LARGE GROUP SECTION

## DISCOVER//25 minutes



Children participate in discovering God's Word through Bible verse memorization, interactive storytelling techniques, and worship as response.

## Ponder Point: Jesus Is God

### Chloe's Rules

Host/Worship Leader

#### SUPPLIES

- Chloe's Rules videos or scripts (see Resources)
- Chloe (puppet or person)
- Preschool program theme song
- Worship music (suggestions: "Glorious" and "I Am Listening to You," TruWorship *Sincerely Yours*)
- Optional: countdown video

## RELATE

Welcome children as they're entering the large group meeting area. *Tech: Cue Chloe's Rules video.* The theme song will play as the Worship Leader/Host enters and makes his way up front, welcoming and greeting children along

the way. This should be a high-energy entrance. *Tech: Cue preschool program theme song.* Choose and play two upbeat worship songs of your choice from a worship album that complements the theme and focus of the lesson.

## Mail Time

Host/Worship Leader

#### SUPPLIES

- Mail Time intro clip and image (see Resources)
- Remember Verse image (see Resources)
- Remember Verse cards (see Resources)
- Mail Time envelope art (see Resources)
- Envelope (large)
- Bibles (your personal and large children's)
- Mailbox

#### PREPARE AHEAD

Print or copy the Mail Time envelope art and attach to a large envelope. Print or copy one Remember Verse card and put it inside the envelope.

## RELATE

*Tech: Cue the Mail Time intro clip and image.* Choose one volunteer to hide the mail and another to find the mail. Have the "Seeker" close her eyes while the "Hider" finds a good place to hide the Remember Verse. Once the mail has been hidden, the Seeker will begin to look for the mail while children give clues to its whereabouts by calling out "hot"

and "cold."

Once the Seeker finds the mail, the Host invites her to pull out the enclosed Remember Verse. Next, the Host should find the Remember Verse in his Bible and read the words aloud. Talk about the meaning of the verse while interacting with children.

Lead children in reciting the Remember Verse several times together using a variety of engaging methods. Hand motions, different voices, various speeds, and character integration are all great ways to help commit the Scripture to

memory. For longer verses, approach the verse one section at a time, increasing what the children repeat back each week.

## Remember Verse

Great is our LORD and mighty in power; his understanding has no limit.  
Psalm 147:5

### REMEMBER VERSE DEFINITIONS

**Understanding:** Things you know

**Limit:** End

### REMEMBER VERSE MOTIONS

**Great is our LORD:** Make “L” with right index finger and thumb. Move the “L” from right shoulder to left hip.

**and mighty in power:** Bring arms up to strong man pose.

**his understanding:** Place open palm at forehead and move outward.

**has no limit:** Shake head.

## Wardrobe of Wonder

Storyteller/Host/Worship Leader

### SUPPLIES

- Wardrobe of Wonder intro clip and image (see Resources)
- Wardrobe of Wonder sound effect (see Resources)
- What’sit: Pillow (see optional image in Resources)
- Wardrobe of Wonder
- Small stools or chairs (2)

### What’sit: Pillow

Pillows represent a time of rest. Sleeping or taking a nap is something we do when we’re calm and feel safe. Jesus was able to sleep during the storm because He knew He was in control and there was no need to be afraid. Then He calmed the storm.

### RELATE

*Tech:* Cue the *Wardrobe of Wonder* intro clip and image. Invite a child volunteer to “spy” on the What’sit by peeking into the wardrobe. Each time the wardrobe door opens, cue the *Wardrobe of Wonder* sound effect. Have him whisper the identity of the What’sit in your ear to ensure he knows what it is.

Invite your assistant to sit on the stools with you. Then lead the group in asking the assistant yes-or-no questions about the What’sit. Once the children have guessed correctly, ask your assistant to retrieve the What’sit from the wardrobe and bring it to you. Thank your volunteer and encourage him to sit with his small group.

### ASK

(Volunteer’s name), **why do you think there’s a pillow in the Wardrobe of Wonder?** Invite volunteer to give some suggestions. If he’s having difficulty, encourage all kids to share ideas. **What do we use pillows for? I wonder if the What’sit has something to do with what we’re going to hear today from The Big God Story. Friends, what do you think? We’re about to find out, because it’s time for The Big God Story!**

## The Big God Story

Matthew 8:23–27; Mark 4:35–41

Jesus Is God

Storytelling Technique: Actions

### SUPPLIES

- Stormy Sky image (see Resources)
- Storm sound effect (see Resources)
- Optional: Storytelling video (see Resources)
- Fabric (2 large pieces, blue)

## SET UP

Place the two fabric pieces near your storytelling area. Children will wave the fabric to represent the storm at one point in the story.

## RELATE

Greet children. **It's so good to be here with you today. Before we jump into The Big God Story, let's stop for a moment and ask God to teach us and help us to hear Him.** Lead children in a Prayer of Release to pause, be still, and ask the Holy Spirit to quiet their hearts and minds.

Turn to passage in Bible to reinforce that this is a true story about God. **Jesus had just finished a very busy day of teaching lots of people and healing those who were sick. He was with His disciples. Friends, do you remember what a disciple is?** Children respond. **Good thinking! A disciple is someone who follows a teacher and wants to be like him in every way. There were 12 men who followed Jesus and wanted to learn everything about Him. The disciples went where Jesus went and ate what He ate. When Jesus would teach the big crowds of people, the disciples were there too. And after the big crowds went home, Jesus would explain to the disciples the things He said to the crowds.**

**On this day, Jesus and the disciples left the crowd and went to the shore of a large lake. Jesus decided that He and the disciples should go over to the other side, so they got into a boat and started sailing across the lake. It had been a long day, and Jesus was very tired. He went to the back of the boat, lay down on a pillow, and went to sleep. When you go to sleep, what do you take with you to sleep cozy and feel safe?** Interact with answers.

Divide children into two groups, and give each group a large blue fabric piece to hold onto. The fabric will represent water. **While Jesus was sleeping in the boat, a strong storm suddenly broke out on the lake!** *Tech: Cue Stormy Sky image and Storm sound effect.* Have kids start waving blue fabric

to mimic large ocean waves. **Huge waves crashed over the sides and filled the boat with so much water, it was close to sinking! The disciples were scared. They were afraid they were going to die!** Kids continue waving fabric.

**Wait! Jesus was with them on the boat. Where was Jesus?** Children respond. **Yes! He was sleeping. As quickly as they could, the disciples went to wake Jesus. They asked Jesus, "Don't you care if we drown?" The disciples didn't understand how Jesus could be sleeping while the storm was crashing all around them.**

**Jesus got up and took care of everything. He said to the wind and waves, "Quiet! Be still!"** *Tech: Stop sound effect.* **Suddenly,** (in hushed tone, then pause) **it was quiet.** Children stop waving fabric. **The wind had calmed down and the waters were still. Then, Jesus said to His disciples, "Why are you so afraid?" They asked each other, "Who is this? Even the wind and the waves obey Him!"** (reference Mark 4:40–41).

**Can people make the wind stop blowing?** Children respond. **No, only God can! Can people make the waves go quiet?** Children answer. **No, only God can! What about the sun setting and the moon rising every night? Can people do that?** Children answer. **No, only God can! Who told the storm to stop?** Children answer. **God did.**

**The disciples were so amazed. They were surprised when Jesus talked to the waves and the wind. They didn't expect the wind and the waves to do what He said. They knew He was a great teacher and healer, but they didn't understand who He really was. Jesus was showing them He is God! Jesus is God, and that's amazing!**

## Worship as Response

### SUPPLIES

- Cross cutouts (see Resources)
- Instrumental music
- Scissors
- Worship music: "I Am Listening to You," TruWorship *Sincerely Yours* and "I Can Hear You," TruWorship *Your Love*
- Magnetic Response Wall
- Magnets
- Buckets (1–2)
- Optional: clothesline, thumbtacks, clothespins (1 per child)

### PREPARE AHEAD

Print the Cross cutouts, making at least one per child. Cut them out and place them in a bucket. Place magnets in a second bucket or directly on Response Wall.

### SET UP

If you prefer to use clothesline and clothespins for your response station, secure each end of the line to the wall with thumbtacks, low enough for children to easily reach it. Place the clothespins in a second bucket near the line.

## RELATE

Open in prayer, then play the first worship song, "I Am Listening to You." Allow for a moment of reflection.

Between the first and second worship songs, have an instrumental song play quietly in the background during your description of the Response Wall or clothesline. Hold up a cross shape. **Friends, what is this?** Children respond. **That's right, it's a cross. Today we will have a chance to respond to God as we put crosses up on the wall. The cross is a reminder that even though Jesus is God, He still died on the cross as part of God's big plan to bring us all into God's family. As you place your cross on the wall, you can pray**

**and tell God what you're thinking. How does it make you feel to know that Jesus is God, but He died on the cross for you anyway?**

As the second song ("I Can Hear You") begins to play, invite children to take a cross shape to the wall. Once they've placed their shape on the wall or clipped it to the line, they can take a moment to pray and talk to God. Begin to dismiss children to the Response Walls when they're ready. If time allows and children are actively engaged, loop the song to extend the worship experience. As you see this time drawing to a close, end in prayer and dismiss children to small groups.

## SMALL GROUP SECTION

### RESPOND//20 minutes



Children reflect on what the Holy Spirit is teaching them and respond through creative activities and games.

### Option 1: Stormy Waves

Jesus is God, and He can calm a storm with His words. In this energetic activity, children will have the opportunity to create their own "storm!"

#### SUPPLIES

- Parachute or bed sheet (blue)
- Cotton balls (200)

#### SET UP

Set out the parachute or blue sheet on the floor. Spread the cotton balls in the middle of the sheet.

#### RELATE

Invite your group to join you around the parachute or sheet. **Friends, today we heard about a big storm on the lake that frightened all of Jesus' disciples. Let's practice making a storm of our own!** Show children how to create a "storm" by waving the blue sheet up and down with the

cotton balls bouncing on it. Have kids practice waving the sheet. **Jesus calmed the huge storm just by speaking to it. That's because Jesus is God and He can control even the waves! So when I say, "Quiet! Be still!" you must all stop shaking the sheet immediately.** Play as long as time allows.

### Option 2: Worship Boats

In The Big God Story, the disciples were amazed that Jesus could calm the wind and the waves. This time of response will allow children to create boats and write on the sails the things that amaze them about Jesus.

#### SUPPLIES

- Sail template (see Resources)
- Sponges (½ sponge per child)
- Scissors
- Craft sticks (1 per child)
- Crayons or markers
- Glue
- Poster board (blue)
- Optional: instrumental worship music

#### PREPARE AHEAD

Cut each sponge in half and cut a slit in the middle of the sponge where the craft stick will be inserted. Print the Sail template, one per child, and cut out each sail. Round off the corners of the poster board to form a body of water.

## SET UP

Place a sail at each child's seat. Set the poster board at your own seat. Place the sponges, craft sticks, crayons or markers, and glue within easy reach of children.

## RELATE

Invite children to gather around the table. Set out the blue poster board in front of you. **As we've gone through The Big God Story, what are some things we've learned about God that are amazing?** As children make suggestions, write these phrases on the poster board. Then show children a sail. **This sail I have here says, "Jesus is God, and He's ..."** **We get to fill in the blank with our own ideas. What do you know is true about God?** Allow children a few moments to think in silence. Then encourage them

to write or draw something they know is true about God on their sails. Play soft instrumental worship music in the background as they work. Give them a few minutes to decorate their sail, attach a craft stick to it, and place their sail and mast into a sponge. Once children have finished creating their boats, encourage them to place their boats on the blue poster board "water." Invite them to share the amazing things about God they've written on their sails.

## Wonder Questions

Small Group Enhancements, coloring pages, and discussion questions help your group go deeper into today's portion of The Big God Story.

## SUPPLIES

- Wonder Questions coloring pages (see Resources)
- TruWonder Small Group Enhancements timeline and images (see Resources)
- Scissors
- Crayons

## RELATE

Today in The Big God Story, we heard about a terrible storm the disciples were caught in with their boat. They became afraid and asked Jesus why He wasn't afraid too.

Jesus calmed the storm and waves by using His voice, because He is God.

I wonder ... How did Jesus amaze the disciples?

I wonder ... What do I think is amazing about Jesus?

I wonder ... How can I tell God what I think is amazing about Him?

## BLESS//5 minutes



Children receive a blessing from their leaders and sometimes one another. A blessing may be a prayer of commission, a portion of Scripture, or words to encourage and guide.

## SUPPLIES

- Remember Verse cards (see Resources)
- HomeFront Weekly: Lesson 11 (see Resources)

## RELATE

**Friends, Jesus is God and He loves you with love that lasts forever. God sent Jesus to show us how much He loves us and wants us to be with Him always.**

Bless each child individually by going around and gently placing your hand on her head or shoulder:

(Insert child's name), **may you be filled with the love of God and with awe of who He is.**

When each child has been blessed, encourage the group to gather around you and place their hands in front of them, palms up, to receive the final blessing.

**Children, may you always remember that Jesus is God, and He can calm any storm.**

Send home Remember Verse cards and the HomeFront Weekly with your kids.

HomeFront Weekly is designed for you to use during the week with your son or daughter. You'll find out what they learned today at church, and you can help them prepare for next week by exploring the theme (or Ponder Point) and spending time together in God's Word.

## WHAT WE LEARNED THIS WEEK

### PONDER POINT: JESUS CALLS HIS DISCIPLES

#### Disciples

Luke 5:1–11

Jesus called 12 ordinary men to follow Him, learn from Him, and live alongside Him. He taught them to the best way to live. These disciples would later go out and share the Good News of Jesus with countless others.

## WHERE WE'RE HEADED NEXT TIME

### PONDER POINT: JESUS IS GOD

#### Calming of the Storm

Matthew 8:23–27; Mark 4:35–41

Jesus calms a storm, showing that He is God.

## DID YOU KNOW?

*Share these facts to get the conversation started.*

- It was evening when the disciples and Jesus climbed into the boat.
- Jesus was asleep in the back of the boat when the storm hit.
- When the boat was nearly flooded and death seemed sure, the disciples woke Jesus to ask for help.
- Jesus quieted the storm with only His words, "Quiet! Be still!"

## CONNECT AS A FAMILY

Try reading this week's Bible passage to your children at bath time or when you're washing the dishes. Tell your kids to splash and make waves; help them create a "storm" in the water. After they've stopped, show them the calmness of the water compared to the waves and splashing. Now tell them Jesus is able to calm storms with just His words. **Read Matthew 8:23–27.** Ask your children how they might have felt if they were in that boat with the disciples. Remind them that Jesus is always with them, even though we don't see Him.

*After reading the Scripture passage, discuss these questions together:*

- How was Jesus able to calm the storm with just His voice?
- How did Jesus amaze the disciples?
- What amazes you about Jesus?

These questions can easily extend into the rest of the week. Look for opportunities to bring conversations about how Jesus Is God into your everyday life as a family.

## REMEMBER VERSE

*The Remember Verse focuses on a character trait of God that's highlighted in next week's portion of The Big God Story.*

**Great is our Lord and mighty in power;  
his understanding has no limit.  
Psalm 147:5**

## BLESSING

*Blessings are often used in the Bible. A blessing can be a prayer of commission, a portion of Scripture, or words to encourage and guide.*

A blessing to pray over your child:

(Child's name), **may you always remember that Jesus is God.**

For more information about blessing your child, go to [truministry.com](http://truministry.com) to the Parenting tab. And for more creative ideas on spiritually leading your family, visit [HomeFrontMag.com](http://HomeFrontMag.com).

# Preschool/Kindergarten Scope and Sequence

Revealing the *True Wonder* of Who God Is  
**2017–2018**

**Note to Leaders:**

The 2017–2018 Scope and Sequence is scheduled to begin on Sunday, September 3rd, and will end August 26<sup>th</sup>, 2018. If you choose to start your year on a different date, feel free to use The Big God Story Overview bonus lesson to catch up with the Scope and Sequence schedule.

Tru takes a chronological approach to the Bible, but we pause for the Christmas and Easter lessons. This year the New Testament begins immediately after Easter.

## Quarter 1—Fall 2017

Lesson #	Date	Ponder Point	Bible Passage	Remember Verse
1.1	Sept. 2/3	God Made a Promise (The Plan for Creation)	Gen. 1—3	<b>Psalm 145:13b</b>
1.2	Sept. 9/10	God Keeps His Promises (Abraham Trusts the Covenant)	Gen. 12:1—9; 15; 17:1—8	<b>Psalm 145:13b</b>
1.3	Sept. 16/17	God Is Powerful (Isaac's Birth)	Gen. 17:15—22; 21:1—7	<b>Psalm 145:13b</b>
1.4*	Sept. 23/24	God Is with Us (Joseph and His Family)	Gen. 37; 39—47	<b>Psalm 145:13b</b>
1.5	Sept. 30/ Oct. 1	God Saves (Baby Moses Is Protected)	Ex. 1; 2:1—10	<b>Psalm 145:13b</b>
1.6	Oct. 7/8	<b>Remember &amp; Celebrate Weekend</b>	<b>Feast: Passover</b>	
1.7	Oct. 14/15	God Is the One True God (Moses Leads)	Ex. 3—12; 13:17; 15	<b>Proverbs 3:5</b>
1.8	Oct. 21/22	God's Care Is Wonderful (Manna in the Desert)	Ex. 16	<b>Proverbs 3:5</b>
1.9*	Oct. 28/29	God Shows Us How to Live (The Ten Commandments)	Ex. 19—20	<b>Proverbs 3:5</b>
1.10	Nov. 4/5	God Leads the Way (The People Enter the Promised Land)	Josh. 1; 3—4	<b>Psalm 55:16</b>
1.11	Nov. 11/12	God Listens to Us (The Sun Stands Still)	Josh. 10	<b>Psalm 55:16</b>
1.12*	Nov. 18/19	God Is Our Warrior (Gideon Is Called)	Judg. 6—7	<b>Psalm 55:16</b>
1.13	Nov. 25/26	<b>Remember &amp; Celebrate Weekend</b>	<b>Feast: Unleavened Bread</b>	

\*A storytelling video is available for this lesson.



## Quarter 2—Winter 2017–2018

Lesson #	Date	Ponder Point	Bible Passage	Remember Verse
2.1	Dec. 2/3	God Is in Charge (Rise and Fall of King Saul)	1 Sam. 8—10; 15	Zephaniah 3:17a
2.2	Dec. 9/10	Jesus Is Immanuel (Angel Visits Mary and Joseph)	Isa. 7:14; Luke 1:26–35 Matt. 1:18–25	Zephaniah 3:17a
2.3	Dec. 16/17	Jesus Is Savior (Savior Is Born)	Luke 2:8–20	Zephaniah 3:17a
2.4*	Dec. 23/24	God Points Us to Jesus (Magi)	Matt. 2:1–12	Zephaniah 3:17a
2.5	Dec. 30/31	God Is Strong (David Is Anointed and Faces the Giant)	1 Sam. 16—17	Zephaniah 3:17a
2.6	Jan. 6/7	<b>Remember &amp; Celebrate Weekend</b>	<b>Festival: First Fruits</b>	
2.7	Jan. 13/14	God Is Love (David and Jonathan's Friendship)	1 Sam. 19—20; 31:1–2 2 Sam. 9:1–7	Joshua 1:9
2.8	Jan. 20/21	God Is Our Shepherd and King (David Crowned King)	2 Sam. 5 Ps. 23	Joshua 1:9
2.9*	Jan. 27/28	God Blesses Us with His Presence (The Ark Returns to Jerusalem)	2 Sam. 6 Ps. 132	Joshua 1:9
2.10	Feb. 3/4	God Is So Good (David Plans for the Temple)	2 Sam. 7 Ps. 30	Psalms 100:5a
2.11	Feb. 10/11	God Gives Wisdom (Solomon Asks for Wisdom)	1 Kings 2—3	Psalms 100:5a
2.12*	Feb. 17/18	God Is Powerful (Elisha's Miracles)	2 Kings 4:1–7, 38–44	Psalms 100:5a
2.13	Feb. 24/25	<b>Remember &amp; Celebrate Weekend</b>	<b>Feast: Harvest</b>	
<b>Bonus</b> Birthday Party for Jesus <b>Lesson</b> (Christmas Celebration)				

\*A storytelling video is available for this lesson.

## Quarter 3—Spring 2018

Lesson #	Date	Ponder Point	Bible Passage	Remember Verse
3.1	Mar. 3/4	God Is Mighty (Elisha and the Heavenly Army)	2 Kings 6:8–23	Psalm 89:1
3.2	Mar. 10/11	God Is the One True God (The Fiery Furnace)	Dan. 3:1–30	Psalm 89:1
3.3*	Mar. 17/18	God Is Faithful (The Walls of Jerusalem Rebuilt)	Neh. 1—4; 6—9	Psalm 89:1
3.4	Mar. 24/25 Palm Sunday	Jesus Is King (The Triumphal Entry)	Matt. 21:1–11	Psalm 89:1
3.5	Mar. 31/Apr. 1 Easter	The Big God Story (Easter)	Gen.—Rev.	Psalm 89:1
3.6	Apr. 7/8	<b>Remember &amp; Celebrate Weekend</b>	<b>Feast: Trumpets</b>	
3.7	Apr. 14/15	God Prepares the Way for Jesus (Zechariah, the Angel, and the Birth of John)	Luke 1:1–25, 57–80	Psalm 25:4
3.8*	Apr. 21/22	Jesus Is the Good News (John the Baptist)	Luke 3:1–20 Mark 1:1–8 Matt. 3:1–11	Psalm 25:4
3.9	Apr. 28/29	Jesus Is Worth Following (Apostles Called to Serve)	Luke 5:1–11	Psalm 25:4
3.10	May 5/6	Jesus Tells Us How to Love (The Good Samaritan)	Luke 10:25–37	Ephesians 1:4
3.11*	May 12/13	God Knows What We Need (Healing of Man Lowered through Roof)	Mark 2:1–12	Ephesians 1:4
3.12	May 19/20	Jesus Sees Faith (Faith of the Centurion)	Matt. 8:5–13	Ephesians 1:4
3.13	May 26/27	<b>Remember &amp; Celebrate Weekend</b>	<b>Festival: Day of Atonement</b>	
<b>Bonus Lesson</b> Good Friday (The Last Supper)		<b>Bonus Lesson</b> Easter Celebration (Jesus' Death and Resurrection)		

\*A storytelling video is available for this lesson.

## Quarter 4—Summer 2018

Lesson #	Date	Ponder Point	Bible Passage	Remember Verse
4.1	Jun. 2/3	Jesus Is Merciful (Ten Lepers)	Luke 17:11–19	John 15:9
4.2	Jun. 9/10	Jesus Loves Me (Children Welcomed)	Matt. 19:13–15	John 15:9
4.3*	Jun. 16/17	God Forgives (The Prodigal Son)	Luke 15:11–32	John 15:9
4.4	Jun. 23/24	Jesus Gives Life (Lazarus)	John 11:1–45	John 15:9
4.5*	Jun. 30/ Jul. 1	Jesus Is the Good News (The Great Commission)	Matt. 28:16–20	John 15:9
4.6	Jul. 7/8	<b>Remember &amp; Celebrate Weekend</b>	<b>Feast: Tabernacles</b>	
4.7	Jul. 14/15	Jesus Knows Me (Breakfast for Peter)	John 21	Psalm 145:18
4.8	Jul. 21/22	Jesus Is the Way, Part 1 (The Ascension and Peter Proclaims the Gospel)	Acts 1—2	Psalm 145:18
4.9	Jul. 28/29	Jesus Is the Way, Part 2 (Philip and the Ethiopian Man)	Acts 8	Psalm 145:18
4.10*	Aug. 4/5	Jesus Redeems (Paul's Conversion)	Acts 9; 26	Psalm 119:30
4.11	Aug. 11/12	Jesus Changes Lives (Paul and Silas in Prison)	Acts 16:16–40	Psalm 119:30
4.12	Aug. 18/19	Jesus Is the King of Kings (The Second Coming)	John 14:1–3 Acts 1:9–11 1 Thess. 4:15–16 Rev. 22:1–5	Psalm 119:30
4.13	Aug. 25/26	<b>Remember &amp; Celebrate Weekend</b>	<b>Festival: Jubilee</b>	

The Fall 2018 quarter will begin Labor Day weekend Sept 3<sup>rd</sup>, 2018.

\*A storytelling video is available for this lesson.



# How to Buy Tru Curriculum

As a full digital curriculum, Tru delivers lesson content and resource material through its online delivery platforms.

Choose between easy to download zipped files or a subscription on Disciplr.

## **Tru Digital Bundles** Simple to download, easy to use!

### **ADD COVERS OF TRU AGES:**

Tru Curriculum is now available in quarterly digital bundles complete with teachers guide and accompanying lesson resources. Explore pricing and purchasing options at

## **Tru on Disciplr®** Tru curriculum is coming soon to Disciplr 2.0!

Get unlimited access to all Tru age levels and formats for one annual price. Disciplr gives you curriculum choices, simple lesson customization and scheduling tools in one organized home.