

# Tru Curriculum

## 3-YEAR OLD CHILDREN

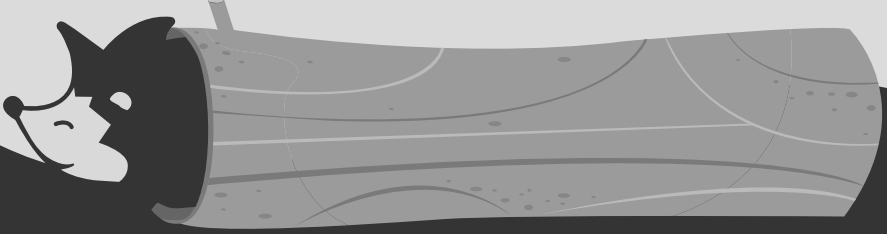



**blessings**<sup>®</sup>

inspire. equip. support.



.....  
**HOW IT WORKS**  
.....



# TruBlessings Edition

**TruBlessings** is designed for three-year-old children based on three foundational truths: **God made me, God loves me, and God is with me.**

## FEATURES OF THE ONE-YEAR SCOPE & SEQUENCE

- **Repetition**—Each part of The Big God Story will be repeated two weeks in a row in the Scope & Sequence but will utilize different storytelling techniques and activities.
- **Interaction**—Children will use their senses to explore God's Word through a variety of visual, auditory, and other sensory activities.
- **Chronological**—Follows the sequence of The Big God Story meta-narrative.
- **Remember & Celebrate**—On the 13th week of every quarter (once per quarter), there will be a weekend to remember one of the three foundational truths and celebrate who God is.
- **Worship**—Kids will worship through music provided with TruBlessings and will be encouraged in the home as well.

## TRU PHILOSOPHY

The Holy Spirit is God's chosen teacher. He is the One who makes spiritual growth and formation happen when and as He chooses. Our role, as ministry leaders, volunteers, and parents, is to create space for the Holy Spirit to meet with our children. *ve it away."*

## TRU MISSION STATEMENT

Tru helps leaders, children, and their families connect to God, find their place in His Big God Story, and respond to Him through the power of the Holy Spirit. Every Tru lesson, resource, and product is created for this purpose.

## LESSON PATH

### Seeing the Mission Statement in a Tru Lesson

**CONNECT:** Children develop relationships with their leaders and one another through simple activities and conversation starters.

**GATHER:** Children experience and learn more about God through traditions, song, and storytelling from The Big God Story.

**RESPOND:** Children reflect on what the Holy Spirit is teaching them and respond through worship, creative activities, and games.

**BLESS:** Children receive a blessing from their leaders and sometimes one another. A blessing can be a prayer of commission, a portion of Scripture, or words to encourage and guide.

The Big God Story is written for a three-year-old audience and can be told in its entirety, but may need to be shortened if the class is on the younger side.

## LEADER PREP

### The Vision for Inspire, Equip, and Support

Each week you'll find Inspire, Equip, and Support articles that will help you and your leaders personally and/or corporately engage with God and His Word and take time for yourselves before beginning your prep.

- The **Inspire** article contains personal stories from fellow ministry leaders about how God has worked in their lives.
- The **Equip** article offers perspective and context to the lesson's Bible passage.
- The **Support** article provides reflection and assessment through encouragement, prayer, and time in God's Word.


## ADDITIONAL TRUBLESSINGS RESOURCES (see Resources)

- TruBlessings Scope and Sequence
- The Big God Story People Cutouts
- The Big God Story Timeline Grid
- The Big God Story Timeline with People
- Hamilton the Hedghog Image
- Hamilton's Log
- God's Salvation Plan for Kids

## LESSON SCHEDULE

This sample outline offers flexibility for the timing of your service. The attention span and interest level of young children can change based on a variety of factors. You may find yourself allowing more time for one section of the lesson, and moving quickly through another depending upon the mood and dynamic of your class on any particular day.

Experience/Lesson Section	Minutes
CONNECT	15 min.
GATHER	25 min.
RESPOND	15 min.
BLESS	5 min.



## LESSON LANGUAGE

These are descriptions of the terms found in TruBlessings lessons:

**Tip, Note, Suggestion, and Helpful Hint:** Suggestions for programming and classroom management.

At the beginning of each TruBlessings lesson you will find a short summary of the portion of The Big God Story children will be exploring within the lesson.

**Optional:** Suggestions of ways you can adapt the activities and games to best fit your own church and group of children.

**ROLES** (Note: These roles may be combined and shared between two people.)

**Host:** The Host offers the same spirit of hospitality, generosity, and inclusiveness to the children that the host of a party would offer to the guests in her home or gathering. They may set up the time, frame the expectations, and dismiss children.

**Small Group Leader:** The Small Group Leader shepherds the children through questions about the story and biblical truth, engages them in community-building activities, helps them create a remembrance of their experience, and blesses them before they leave. Ideally Small Group Leaders work week after week with the same group of kids, giving them the opportunity to develop lasting relationships with each child.

**Worship Leader:** The Worship Leader facilitates individual and corporate worship by listening to the direction of the Holy Spirit and inviting others into the worship experience.

**Storyteller:** After active involvement with the Scriptures and the lesson, the Storyteller recounts the Bible passage for the kids in an engaging way. He leads out of an overflow of his own life, telling personal stories as prompted, and guiding the children into a time of natural worship response.



Hamilton the Hedgehog is a recurring character used as a tool to help engage the children.

## Hamilton's Box of Fun

This is a recurring activity that can be used each week. Some options have been provided to help you create your own "box of fun." Each quarter the suggested supplies will be refreshed. Be sure to check the Resources each week for updated Coloring sheets.

Hamilton's Box of Fun will encourage kids to interact with one another as they practice sharing toys and using their imaginations with the different items inside the box. You may choose to use this at the beginning or end of the service, as time permits.

Invite your children to the circle time area and sing together:

**Hamilton's Box** (sung to the tune of "Oh Where, Oh Where Has My Little Dog Gone?")

*Where, oh where is Hamilton's Box?  
Oh where, oh where can it be?  
It's full of fun toys that we sure like a lot!  
Oh where, oh where can it be?*

When the song ends, encourage the children to work together to find Hamilton's Box of Fun. Consider hiding the box in a new location each week to pique the children's curiosity and excitement.

## PARENT RESOURCES

### The Vision for HomeFront Weekly

Provided as a parent resource with each week's lesson, HomeFront Weekly is designed to help your parents intentionally spend time in God's Word with their children before they come to church. This way, parents will be the first to introduce their children to the Bible content they'll hear at church, preparing them for the upcoming lesson. By providing this resource, the church is supporting parents as they spiritually nurture their children. The HomeFront Weekly mirrors the lesson and provides parents with fun facts and ideas that will Inspire, Equip, and Support parents: weekly preteaching of The Big God Story, child-development tips for parents that align with spiritual formation, and a blessing to pray over their children. Children will come to church prepared to receive and learn more from God's Word.

At the end of your lesson, be sure to send out the HomeFront Weekly resource for the next week's lesson, so parents can intentionally create space for God to meet with their families. The HomeFront Weekly can be emailed to parents or printed and distributed.



# Spring Lesson 2

Bible Passage: Matthew 14:22–33; Mark 6:45–51  
(Walking on Water)

## God Is with Me

### LESSON OVERVIEW

#### CONNECT// 15 minutes



#### Option 1: Windy Skies

##### SUPPLIES

- Serving tray (large)
- Ice cube tray
- Cotton balls
- Tongs (2, available at [www.dollartree.com](http://www.dollartree.com) or [www.discountsschoolsupply.com](http://www.discountsschoolsupply.com))

#### Option 2: Boat Rubbings

##### SUPPLIES

- Boat template\*
- Scissors
- Pen
- Poster board (1–3 sheets)
- Construction paper (1 sheet per child)
- Crayons

#### GATHER// 25 minutes



#### Welcome:

##### SUPPLIES

- “TruBlessings Theme Song”\*
- Bible
- Story Spots
- Hamilton puppet
- Hamilton’s house
- Pool toy (suggestions: float, inner tube, pool noodle, etc.)

#### The Big God Story

##### SUPPLIES

- The Big God Story images #1–5\*
- Whiteboard or felt board
- Magnets or felt

- Glue
- Hamilton puppet
- Hamilton’s pool toy

#### RESPOND// 15 minutes



#### Song of Celebration

#### Option 1: Chalk Waves

##### SUPPLIES

- Construction paper (blue, 1 sheet per child)
- Chalk (white, 1 piece per child)
- Baking dish
- Water
- Table covering

#### Option 2: Walk on Water

##### SUPPLIES

- Table covering (blue)
- Piece of wood (2” x 4”, can be found at a local hardware store)

#### Option 3: God Is with Me

##### SUPPLIES

- God Is with Me template\*
- Card stock (1 sheet per child)
- Finger paint
- Table covering
- Wet wipes

#### Hamilton’s Box of Fun

##### SUPPLIES

- “The Cleanup Song”\*
- Box or basket
- Toddler Movement Scarves (available at [www.discountsschoolsupply.com](http://www.discountsschoolsupply.com))

- Puppets
- Interlocking blocks
- Toy animals
- Magnifying glasses (available at [www.dollartree.com](http://www.dollartree.com))

#### BLESS// 5 minutes



##### SUPPLIES

- TruBlessings coloring sheet\*
- HomeFront Weekly: Lesson 3\*
- Bible

#### Further Resources

To help you plan and lead:

**Customizable copy of Lesson 2  
2016–17 Scope and Sequence  
Small Group Enhancement  
TruBlessings How It Works  
document**

**HomeFront Weekly:** Lesson 2  
The weekly for the next lesson—  
to be sent home for preteaching  
by parents—is found in **BLESS**.

## LEADER PREP

Each week you'll find a list of resources along with encouraging articles that help you prepare your heart to present the lesson.

---

### **Inspire** Shares personal stories from fellow ministry leaders about how God has worked in their lives

Two years ago, I felt God asking me, "What needs to be done?" The answer came as I accepted a full-time internship at a local church. I began my new role with concern about the lack of steady income. Despite my reservations, I obeyed and agreed to take this step of faith. Little did I know what God had planned. God not only wanted me to serve, but He also wanted to use others to serve me.

Over a two-year period, there were numerous times I sat staring at my empty bank account, wondering how God would provide. He never failed. God supported me in the most unexpected and mysterious ways—He used the generosity of others to care for me. Unexpected checks found their way into my mailbox, while dinner invitations filled my inbox.

It was a constant challenge to submit to what He had called me to do. I had to release a significant amount of pride in order to allow others to serve me. Through this, I've become more aware and sympathetic to the needs of those around me, generously giving to them because I know firsthand that God will take care of me.

Learning to trust God in this way has revolutionized how I understand His closeness. I know God is with me, because I've seen Him respond to my prayers time and time again. When I look back on those years, I know it would have been utterly impossible for me to survive without God.

*Erika Abdelatif*  
ROCKHARBOR Church

---

### **Equip** Offers perspective and context to the lesson's Bible passage

When it came time to say goodnight to the crowds, Jesus sent the disciples out in a boat ahead of Him. As the disciples set sail and the crowds dispersed, Jesus withdrew to the mountainside to pray.

Scripture tells us that it wasn't until the fourth watch of the night that Jesus met the men out on the water. For sailors, the night is split into four sections, or "watches." The fourth watch is the one during the darkest hours of the night. We know that the men had been fighting against the wind and the waves for quite some time. Clearly, these men were

exhausted and afraid.

When they saw Jesus walking out to meet them, they cried out, "It's a ghost!" But Peter did not think this. Instead, Peter said, "Lord, if it's you ... tell me to come to you on the water!" "Come," Jesus said (Matthew 14:28–29).

You know this part of the story. Peter walked out on the water to meet Jesus, but then he took his eyes off of Jesus because he was afraid. As Peter began to sink, he shouted, "Save me!" (v. 30). Jesus reached out and saved him; Jesus was with him.

---

### **Support** Provides reflection and assessment through encouragement, prayer, and time in God's Word

God's power enabled Peter to walk on the water toward Jesus. God was with Peter—only an arm's length away. It was when Peter took his eyes off of Jesus that he began to sink. Jesus reached out and saved him, saying, "You of little faith ... why did you doubt?" (Matthew 14:31).

Just as Jesus knows Peter, He knows you. You can trust Him, knowing that He is closer to you than an arm's length away.

Consider taking a walk this week. As you're walking, ask God to reveal Himself to you. Allow yourself to block out the street noise and just listen. What is He saying? What is He showing you? How is God showing you that He is with you?



Children develop relationships with their leaders and one another through simple activities and conversation starters.

For additional CONNECT ideas, see the How It Works document in Resources.

## Option 1: Windy Skies

The weather was cloudy, windy, and stormy when Jesus walked on water. Children pretend cotton balls are clouds and use tongs to place them into an ice cube tray.

### SUPPLIES

- Serving tray (large)
- Ice cube tray
- Cotton balls
- Tongs (2, available at [www.dollartree.com](http://www.dollartree.com) or [www.discountschoolsupply.com](http://www.discountschoolsupply.com))

### SET UP

Place ice cube tray, cotton balls, and tongs on the large serving tray.

### RELATE

Invite two children at a time to the tray. **The last time we were together, we heard about Jesus walking on water. What was the weather like?** Allow kids to answer. **Was it sunny and hot or cloudy and windy?** Children will answer. **That's right—it was cloudy and windy.** Refer to the cotton balls. **We're going to pretend these are clouds. Where do we see clouds?** Children will answer. **That's right—in the**

**sky. Let's put the clouds into the ice cube tray using the tongs. First we'll try it together, and then you can do it all by yourself.**

Demonstrate how to do this by using a pair of tongs to pick up one cotton ball. Then place that cotton ball in one of the ice cube slots. You may need to help children on their first try. Then encourage them to give it a try on their own.

## Option 2: Boat Rubbings

Children make boat rubbings as they remember how Jesus' friends were on a boat when the wind started blowing and the waves began crashing.

### SUPPLIES

- Boat template (see Resources)
- Scissors
- Pen
- Poster board (1–3 sheets)
- Construction paper (1 sheet per child)
- Crayons

### PREPARE AHEAD

Print and cut out a copy of the Boat template. Trace the Boat template on the poster board, enough for one boat per child. Cut out and set aside. Peel the paper off of the crayons.

### SET UP

Place the Boat templates, construction paper, and crayons on the table. Tape the Boat templates to the table—one at each child's place setting.

### RELATE

Invite children to the table. **Where were Jesus' friends when the wind started blowing and the waves started crashing?** Allow children to respond. **That's right. They were on a boat. What do you see on the table?** Invite responses. **Yes, boats. Today you can make your very own picture of a boat.**


Place a sheet of construction paper over the Boat template and tape the paper to the table. Make sure each child has a

crayon. **Now rub your crayon back and forth over the top of your paper.** Model this for the children. **Wow, look at that! You made a picture of a boat!**

Children move into a time where they can participate in discovering God's Word through storytelling, worship, and interactive experiences.

Transition Song: "The Cleanup Song"





Children experience and learn more about God through traditions, song, and storytelling from The Big God Story.

## Welcome

### SUPPLIES

- “TruBlessings Theme Song” (see Resources)
- Bible
- Story Spots
- Hamilton puppet
- Hamilton’s house
- Pool toy (suggestions: float, inner tube, pool noodle, etc.)

## Ponder Point: God Is with Me

Hi, kids! Welcome! I’m so excited to be here with you today. Let’s all celebrate God by singing and dancing together! Play the “TruBlessings Theme Song” and lead kids in dance and celebration.

Hi, Hamilton! I’m so glad you’ve joined us today. What did you bring with you? Hamilton holds up his pool toy. This is a really nice (insert name of pool toy). Friends, where do we use this? Invite kids to respond. That’s right. We can use it in the pool, at the lake, or in the ocean. Today we’re going to hear about Jesus and His friends when they were on a lake and the weather became stormy.

Are you ready to hear this part of The Big God Story?  
Children will respond. Do you think Hamilton is ready?

**Bible Song:** (sung to the tune of “Mary Had a Little Lamb”)

*Now it’s time to hear God’s Word*

*Hear God’s Word*

*Hear God’s Word*

*Now it’s time to hear God’s Word*

*So let’s look in the Bible*

As the song ends, have children return to their Story Spots. Hamilton can model this for children by sitting quietly as he listens to The Big God Story.

## DEVELOPMENTALLY SPEAKING

Young children at this age are becoming increasingly more aware of others’ emotions. As you storytell this part of The Big God Story, be mindful to emphasize the Ponder Point: God Is with Me. Remind the children that even though the disciples were scared, Jesus was never far away. Jesus was with them.

## The Big God Story

The Big God Story is written for a three-year-old audience. It can be told in its entirety or shortened if the class is on the younger side.

Walking on Water

God Is with Me

Matthew 14:22–33; Mark 6:45–51

## SUPPLIES

- The Big God Story images #1–5 (see Resources)
- Whiteboard or felt board
- Magnets or felt
- Glue
- Hamilton puppet
- Hamilton's pool toy

## PREPARE AHEAD

Print The Big God Story images in color and glue either felt or a magnet on the back of each image.

## SET UP

Place The Big God Story images in order near the storyboard.

## RELATE

**Before we go any further, let's all pray together and ask God to teach us today.** Lead children in a Prayer of Release to pause, be still, and ask the Holy Spirit to quiet their hearts and minds.

**Friends, the last time we were together we heard how Jesus walked out to meet His friends on the water. Did Jesus need a pool toy like this** (Hamilton holds up his pool toy) **to float in the water?** Children answer. **No. That's right! He just walked across the water! But before He walked on the water, Jesus spent time praying to His Father, God.** Show image #1. **Whom do we talk to when we pray?** Invite kids to respond. **That's right—we pray to God. He's always with us. We can talk to Him anytime.**

**When Jesus' friends were in the boat, was it a bright and sunny day?** Invite children to answer. **Was it dark outside?** Children will answer. **That's right. It was nighttime. Jesus was by Himself on the mountain, and His friends were in a boat on the lake.** Show image #2. **When Jesus' friends were in the boat, the wind started to blow. Let's pretend to blow in the wind.** Sway like you're in the wind and have the kids join you. Hamilton hangs on tightly to his pool toy as he sways back and forth. **Hamilton is a little scared. He's holding on tightly to his** (insert pool toy name) **in case he falls overboard!**

**The wind blew and the waves crashed against the boat. Let's rock back and forth like Jesus' friends in the boat.** Model for the children. **When it was time, Jesus walked across the lake to meet His friends. How did Jesus get to His friends?** Invite children to respond. **That's right! He walked on the water!**

Show image #3. **When Jesus' friends saw Him, they were very scared!** Hamilton shakes like he's scared. **They'd never seen anyone walk on water. Did they need to be scared?** Wait for children to answer. **No, they didn't need to be scared, because Jesus was with them. We don't need to be scared, because God is always with us!** Hamilton, did you hear that? **You don't need to be scared anymore—God is with us!** Hamilton drops the pool toy. **Hamilton, are you still scared?** Hamilton shakes his head side to side.

**Jesus knew His friends were scared. He said, "Be brave, it's Me. Don't be afraid!" When His friends heard this, one of His friends, named Peter, said, "Lord, if it's really You, tell me to come meet You on the water."** Show image #4.

**Did Peter swim to Jesus?** Children will answer. **No! Did Peter use a pool float or water wings to help him get to Jesus?** Kids will answer. **No! He walked to Jesus on the water! But when Peter saw the wind and the waves, he started to sink. He called out to Jesus, "Lord, save me!" What did Jesus do?** Kids answer. Show image #5. **Jesus reached out His arm and lifted Peter out of the water. As soon as Jesus and Peter climbed into the boat, the wind stopped. Jesus' friends said, "You really are the Son of God!"**

**Who was with Jesus' friends when they were scared?** Children will answer. **God was! Just like Jesus was with His friends, He is with us. God is always with us—each and every day!**

Have the children say good-bye to Hamilton as he goes back into his house and thank him for coming to be a part of The Big God Story.


## RESPOND//15 minutes

Children reflect on what the Holy Spirit is teaching them and respond through worship, creative activities, and games.

## Song of Celebration

Friends, God is with you. He'll always be close to you. When Jesus' friends were on the boat and they got scared, Jesus was there to help them because He is always with us. Let's sing a song that tells us that when we ask Jesus for help, we don't need to be afraid, because He is with us.

Lead kids in a celebratory worship song. Suggested song: "We Believe" from TruWorship *Songs from the Playhouse*.

**Snack:** If you'd like to tie the snack into the lesson, you can give the kids a snack that incorporates water. For example, use cookies with blue icing on top. As the kids eat, sit down with them and engage them in conversation. Be sure to consider any food allergies or check with parents ahead of time. 

## Option 1: Chalk Waves

As they remember the big waves Jesus' friends experienced, children use chalk dipped in water to draw their own waves on construction paper.

### SUPPLIES

- Construction paper (blue, 1 sheet per child)
- Chalk (white, 1 piece per child)
- Baking dish
- Water
- Table covering

### SET UP

Lay table covering down. Fill baking dish with water.

### RELATE

**In The Big God Story there were big waves. Have you ever seen big waves?** Share a personal story about a time you saw large waves. **We're going to draw some waves on our**

**blue paper. First, dip your chalk in the water. Then, we'll make some waves.** Model how to draw waves on the paper and encourage children to draw their own.

## Option 2: Walk on Water

Children pretend to be Peter walking on water as they take turns walking across a piece of wood.

### SUPPLIES

- Table covering (blue)
- Piece of wood (2" x 4", can be found at a local hardware store)

### SET UP

Spread table covering on the floor and place a piece of wood on top of the table covering.

### RELATE

Gather kids around the blue table covering you placed on the floor. **In The Big God Story Jesus walked on water, and He helped Peter walk on water. We're going to pretend you're Peter. Do you see the blue water?** Point to the blue table covering on the floor. **We're going to walk carefully**

**across the water, balancing on the piece of wood. We have to be careful not to touch the water so we don't sink. I can help you walk across the water. If you need help, just say, "Help, please."** Allow one child at a time to walk across the water. Assist the children if they have a hard time balancing.

## Option 3: God Is with Me

Children use finger paint to make a picture to remind them that God is with them all of the time.

### SUPPLIES

- God Is with Me template (see Resources)
- Card stock (1 sheet per child)
- Finger paint
- Table covering
- Wet wipes

### PREPARE AHEAD

Print the God Is with Me template onto card stock, enough for one per child.

### SET UP

Spread table covering over the table and set out finger paint. Place one sheet of card stock at each child's place setting. Have wet wipes nearby for easy cleanup.

## RELATE

We learned today that God is with us. Is He with us all of the time or just sometimes? Invite children to respond. That's right—He is with us all of the time! On our paper it says "God Is with Me." Let's use our fingers to paint on the paper. When you get home, you can show your family

your beautiful painting and tell them that God is with us. Allow children time to paint, encouraging them to not get paint on their clothes. Clean their hands with wet wipes when they're finished.

## Hamilton's Box of Fun

### SUPPLIES

- "The Cleanup Song" (see Resources)
- Box or basket
- Toddler Movement Scarves (available at [www.discountschoolsupply.com](http://www.discountschoolsupply.com))
- Puppets
- Interlocking blocks
- Toy animals
- Magnifying glasses (available at [www.dollartree.com](http://www.dollartree.com))

### SET UP

Put a variety of fun objects/toys in the box. Hide the box or basket somewhere in the room. Clean the objects each week after use.

## RELATE

Invite the kids to your circle time area and sing together:

**Hamilton's Box** (sung to the tune of "Oh Where, Oh Where Has My Little Dog Gone?")

*Oh where, oh where is Hamilton's Box?  
Oh where, oh where can it be?  
It's full of fun toys that we sure like a lot  
Oh where, oh where can it be?*

Pick one or two kids to help find the box or basket. Once it's found, you can place it in the middle of your circle time area and invite the kids to come and explore what is inside. **Come on over, everyone! What fun things can we explore today? Let's take turns playing with things and even play together.**

When it's time to put the toys away, cue the kids with "The Cleanup Song."

## BLESS//5 minutes



Children receive a blessing from their leaders and sometimes one another. A blessing can be a prayer of commission, a portion of Scripture, or words to encourage and guide.

### SUPPLIES

- TruBlessings coloring sheet (see Resources)
- HomeFront Weekly: Lesson 3 (see Resources)
- Bible

## RELATE

Gather the children around you to bless them. Pray this prayer of blessing over them:

**Children, may you know that God is with you always and loves you forever and ever.**

Open a Bible and read Psalm 73:28a:

**But as for me, it is good to be near God.**

Send home the HomeFront Weekly with your kids.



WEEK 3

3.3

Part of The Big God Story

Week 3 - John 10:1-21

Jesus used a story to teach people, called a parable, about the way a shepherd cares for His sheep. Jesus is the Good Shepherd. He loves His sheep and He knows them. Jesus is our Good Shepherd and we are His sheep.

Week 4 - Matthew 21:1-11; Mark 11:1-11; Luke 19:28-38  
Jesus rode into Jerusalem on a donkey. As Jesus rode into the city, the people celebrated while they shouted, "Hosanna, Hosanna!"

Ponder Point

WEEK 3 JESUS IS MY SHEPHERD  
WEEK 4 JESUS IS KING

Blessing

(Insert your child's name),  
May you always remember that Jesus loves you.

Blessing

(Insert your child's name),  
May you come to know Jesus as your Savior and King.

Did You Know?

WEEK 3 • As our Good Shepherd, Jesus is concerned about our welfare and protection.

WEEK 4 • We celebrate Jesus' triumphal entry into Jerusalem on Palm Sunday.

Hamilton says,  
"Dig into God's Word"

WEEK 3 Read John 10:14-15. After reading, remind your child that Jesus is our Shepherd.

WEEK 4 Read Matthew 21:7-9. After reading, remind your child that by spreading their garments on the road in front of Him, the people were honoring Jesus as King.

Tot Talk

Your child enjoys role-play and dress-up. Allow your child to dress as royalty. Be sure to include a discussion about Jesus, our true King who loves us!


Tot Talk

Jesus is our Shepherd. How can we be sure we are following Jesus?

What kind of animal did Jesus ride into Jerusalem? That's right! Jesus rode in on a donkey.



home|front  
W E E K L Y



A Parent  
Preteach Resource

for the weeks of ...

# G

od has given parents the privilege of being the primary spiritual nurturers of their children's faith.

The HomeFront Weekly is designed to reinforce that truth by allowing your family to have time in God's Word **before your child attends church each week.** It will provide you with ways to introduce The Big God Story and have age-appropriate conversations with your little one as you prepare her for what she will be experiencing in church for the next four weeks.

Research has shown that children between the ages of two and four learn best through repetition. Because of this, TruBlessings will spend two weeks on the same part of **The Big God Story** and the **Ponder Point**.

Each week you will receive a new **Blessing.** A blessing is a prayer of commission, a portion of Scripture, or words of encouragement and guidance. While giving the blessing, you may desire to lay hands on your child as you speak the Scripture or pray a prayer over him.



**Hamilton the Hedgehog** will play a role in your child's experience in church each week—be sure to ask about him. He loves to **Dig into God's Word.** The passage of Scripture provided will assist you as you reinforce the Ponder Point. **Did You Know?** has fun facts about this part of The Big God Story for you to share with your child. And **Tot Talk** is simply a conversation starter to assist you as you spiritually parent.

We encourage you to begin a tradition of a family night in your home with **HomeFront: A Spiritual Parenting Resource.** Each month this resource is filled with ideas on how to create home environments that God can use to beckon your children to Him. Visit Homefrontmag.com or check with your Children's Pastor for a copy of the latest issue. You can also download the free app on your iPhone, iPad, or Android device by searching for HomeFront.

© 2017 David C Cook. TruResources are developed in partnership with **ROCKHARBOR** Church and a national network of family and children's ministry leaders. All rights reserved. Reproducible for church use only.

homefront  
W E E K L Y

## Part of The Big God Story

### WEEK 1

3-1

Matthew 14:22-33; Mark 6:45-51

After praying, Jesus walked on the water to meet the disciples, who were out on the lake in a boat. Peter walked out on the water to meet Jesus. When Peter became afraid and began to sink, Jesus saved him.

### Blessing

Open a Bible and read Psalm 73:28a:  
**"But as for me, it is good to be near God."**  
(Insert your child's name) **May you know that it's good to be near to God.**

### Ponder Point

GOD IS WITH ME

### Blessing

(Insert your child's name), **God is with you. May you know how good it is to be near Him.**

### Did You Know?

- The miracle of Jesus walking on water is one of 37 miracles of Jesus recorded in the gospels!
- It was when Peter got scared by the wind and the waves he began to sink in the water.

### Hamilton says, "Dig into God's Word"

Read **Matthew 14:28-31.** After reading, remind your child that God is with her, just as Jesus was with Peter.

### Tot Talk

How did Jesus get to His friends who were out on the lake? Could anyone but God do this? **NO!** Jesus is God.

Your child may enjoy playing with water. During bath time, give her a few objects and discuss which ones sink and which ones float.

### Tot Talk

Remind your child that God is always with us. Discuss the fact that He is present in our lives when we are happy, sad, or even scared like the disciples were!

### WEEK 2

3-2

## Fall Quarter

Lesson	Ponder Point	Bible Passage	Foundational Truth
1	God Made Our World (Creation)	Gen. 1–2:3	God Made Me
2	God Made Our World (Creation)	Gen. 1–2:3	God Made Me
3	God Made People (Adam & Eve)	Gen. 1:26–31; 2:4–25	God Made Me
4	God Made People (Adam & Eve)	Gen. 1:26–31; 2:4–25	God Made Me
5	God Is Mighty (Moses)	Ex. 14:13–15:21	God Made Me
6	God Is Mighty (Moses)	Ex. 14:13–15:21	God Made Me
7	God Cares for Me (Manna)	Ex. 16; Num. 11:7–9	God Made Me
8	God Cares for Me (Manna)	Ex. 16; Num. 11:7–9	God Made Me
9	God Speaks (Calling of Samuel)	1 Sam. 3	God Made Me
10	God Speaks (Calling of Samuel)	1 Sam. 3	God Made Me
11	God Is Worshipped (Psalms)	Ps. 27:6; 30:11; 95:2; 98:4; 108:1; 149:3	God Made Me
12	God Is Worshipped (Psalms)	Ps. 27:6; 30:11; 95:2; 98:4; 108:1; 149:3	God Made Me
13	<b>Remember &amp; Celebrate Weekend</b>		God Made Me



## Winter Quarter

Lesson	Ponder Point	Bible Passage	Foundational Truth
1	God Keeps His Promise (Mary and Joseph)	Luke 1:26–56; Matt. 1:18–25	God Loves Me
2	God Keeps His Promise (Mary and Joseph)	Luke 1:26–56; Matt. 1:18–25	God Loves Me
3	Jesus Is Born (Christmas)	Luke 2:8–20	God Loves Me
4	Jesus Is Born (Christmas)	Luke 2:8–20	God Loves Me
5	Jesus Chooses Us to Follow Him (Calling of the Apostles)	Luke 5:1–11	God Loves Me
6	Jesus Chooses Us to Follow Him (Calling of the Apostles)	Luke 5:1–11	God Loves Me
7	Jesus Is God (Calming the Storm)	Matt. 8:23–27; Mark 4:35–41	God Loves Me
8	Jesus Is God (Calming the Storm)	Matt. 8:23–27; Mark 4:35–41	God Loves Me
9	Jesus Cares (Feeding the 5,000)	Matt. 14:13–21; Mark 6:30–44; Luke 9:10–17; John 6:1–15	God Loves Me
10	Jesus Cares (Feeding the 5,000)	Matt. 14:13–21; Mark 6:30–44; Luke 9:10–17; John 6:1–15	God Loves Me
11	Jesus Is Powerful (Healing of the Blind Man)	John 9:1–12	God Loves Me
12	Jesus Is Powerful (Healing of the Blind Man)	John 9:1–12	God Loves Me
13	<b>Remember &amp; Celebrate Weekend</b>		God Loves Me

## Spring Quarter

Lesson	Ponder Point	Bible Passage	Foundational Truth
1	God Is with Me (Walking on Water)	Mark 6:45–51; Matt 14:22–33	God Is with Me
2	God Is with Me (Walking on Water)	Mark 6:45–51; Matt 14:22–33	God Is with Me
3	Jesus Is My Shepherd (The Good Shepherd)	John 10:1-21	God Is with Me
4	Jesus Is King (Triumphal Entry)	Matt. 21:1–11; Mark 11:1–11; Luke 19:28–38	God Is with Me
5	Jesus Is King (Triumphal Entry)	Matt. 21:1–11; Mark 11:1–11; Luke 19:28–38	God Is with Me
6	Jesus Is Alive (Easter)	John 19–20	God Is with Me
7	Jesus Is Alive (Easter)	John 19–20	God Is with Me
8	Jesus Is the Good News (The Great Commission)	Matt. 28:16–20	God Is with Me
9	Jesus Is the Good News (The Great Commission)	Matt. 28:16–20	God Is with Me
10	God Is Love (The Church in Antioch)	Acts 11:19-30	God Is with Me
11	God Listens to Our Prayers (Peter Freed from Prison)	Acts 12:1–19	God Is with Me
12	God Listens to Our Prayers (Peter Freed from Prison)	Acts 12:1–19	God Is with Me
13	<b><i>Remember &amp; Celebrate Weekend</i></b>		God Is with Me

**Bonus Lesson: Jesus Wants Us to Remember His Love (The Last Supper)**

## Summer Quarter

Lesson	Ponder Point	Bible Passage	Foundational Truth
1	God Is Powerful (David and the Giant)	1 Sam. 16–17	God Made Me
2	God Is Powerful (David and the Giant)	1 Sam. 16–17	God Made Me
3	God Takes Care of Me (Elijah & the Ravens)	1 Kings 17:1–6	God Loves Me
4	God Takes Care of Me (Elijah & the Ravens)	1 Kings 17:1–6	God Loves Me
5	God Is With Me (Elijah on the Mountain)	1 Kings 19:9–18	God Is With Me
6	God Is With Me (Elijah on the Mountain)	1 Kings 19:9–18	God Is With Me
7	Our God Saves (Jonah)	Jonah	God Made Me
8	Our God Saves (Jonah)	Jonah	God Made Me
9	God's Word Has Power (Josiah)	2 Kings 22–23:23	God Loves Me
10	God's Word Has Power (Josiah)	2 Kings 22–23:23	God Loves Me
11	God Is the Living God (Daniel in the Lions' Den)	Dan. 6	God Is With Me
12	God Is the Living God (Daniel in the Lions' Den)	Dan. 6	God Is With Me
13	<b>Remember &amp; Celebrate Weekend</b>		God Made Me, God Loves Me, and God Is with Me



# How to Buy Tru Curriculum

As a full digital curriculum, Tru delivers lesson content and resource material through its online delivery platforms.

Choose between easy to download zipped files or a subscription on Disciplr.

## **Tru Digital Bundles**

**Simple to download, easy to use!**

### **ADD COVERS OF TRU AGES:**

Tru Curriculum is now available in quarterly digital bundles complete with teachers guide and accompanying lesson resources. Explore pricing and purchasing options at

## **Tru on Disciplr®**

**Tru curriculum is coming soon to Disciplr 2.0!**

Get unlimited access to all Tru age levels and formats for one annual price. Disciplr gives you curriculum choices, simple lesson customization and scheduling tools in one organized home.



# Spring Lesson 2

Bible Passage: Matthew 14:22–33; Mark 6:45–51  
(Walking on Water)

## God Is with Me

### LESSON OVERVIEW

#### CONNECT// 15 minutes



#### Option 1: Windy Skies

##### SUPPLIES

- Serving tray (large)
- Ice cube tray
- Cotton balls
- Tongs (2, available at [www.dollartree.com](http://www.dollartree.com) or [www.discountsschoolsupply.com](http://www.discountsschoolsupply.com))

#### Option 2: Boat Rubbings

##### SUPPLIES

- Boat template\*
- Scissors
- Pen
- Poster board (1–3 sheets)
- Construction paper (1 sheet per child)
- Crayons

#### GATHER// 25 minutes



#### Welcome:

##### SUPPLIES

- “TruBlessings Theme Song”\*
- Bible
- Story Spots
- Hamilton puppet
- Hamilton’s house
- Pool toy (suggestions: float, inner tube, pool noodle, etc.)

#### The Big God Story

##### SUPPLIES

- The Big God Story images #1–5\*
- Whiteboard or felt board
- Magnets or felt

- Glue
- Hamilton puppet
- Hamilton’s pool toy

#### RESPOND// 15 minutes



#### Song of Celebration

#### Option 1: Chalk Waves

##### SUPPLIES

- Construction paper (blue, 1 sheet per child)
- Chalk (white, 1 piece per child)
- Baking dish
- Water
- Table covering

#### Option 2: Walk on Water

##### SUPPLIES

- Table covering (blue)
- Piece of wood (2" x 4", can be found at a local hardware store)

#### Option 3: God Is with Me

##### SUPPLIES

- God Is with Me template\*
- Card stock (1 sheet per child)
- Finger paint
- Table covering
- Wet wipes

#### Hamilton’s Box of Fun

##### SUPPLIES

- “The Cleanup Song”\*
- Box or basket
- Toddler Movement Scarves (available at [www.discountsschoolsupply.com](http://www.discountsschoolsupply.com))

- Puppets
- Interlocking blocks
- Toy animals
- Magnifying glasses (available at [www.dollartree.com](http://www.dollartree.com))

#### BLESS// 5 minutes



##### SUPPLIES

- TruBlessings coloring sheet\*
- HomeFront Weekly: Lesson 3\*
- Bible

#### Further Resources

To help you plan and lead:

**Customizable copy of Lesson 2  
2016–17 Scope and Sequence  
Small Group Enhancement  
TruBlessings How It Works  
document**

**HomeFront Weekly:** Lesson 2  
The weekly for the next lesson—  
to be sent home for preteaching  
by parents—is found in **BLESS**.

\*see Resources

## LEADER PREP

Each week you'll find a list of resources along with encouraging articles that help you prepare your heart to present the lesson.

---

### **Inspire** Shares personal stories from fellow ministry leaders about how God has worked in their lives

Two years ago, I felt God asking me, "What needs to be done?" The answer came as I accepted a full-time internship at a local church. I began my new role with concern about the lack of steady income. Despite my reservations, I obeyed and agreed to take this step of faith. Little did I know what God had planned. God not only wanted me to serve, but He also wanted to use others to serve me.

Over a two-year period, there were numerous times I sat staring at my empty bank account, wondering how God would provide. He never failed. God supported me in the most unexpected and mysterious ways—He used the generosity of others to care for me. Unexpected checks found their way into my mailbox, while dinner invitations filled my inbox.

It was a constant challenge to submit to what He had called me to do. I had to release a significant amount of pride in order to allow others to serve me. Through this, I've become more aware and sympathetic to the needs of those around me, generously giving to them because I know firsthand that God will take care of me.

Learning to trust God in this way has revolutionized how I understand His closeness. I know God is with me, because I've seen Him respond to my prayers time and time again. When I look back on those years, I know it would have been utterly impossible for me to survive without God.

*Erika Abdelatif*  
ROCKHARBOR Church

---

### **Equip** Offers perspective and context to the lesson's Bible passage

When it came time to say goodnight to the crowds, Jesus sent the disciples out in a boat ahead of Him. As the disciples set sail and the crowds dispersed, Jesus withdrew to the mountainside to pray.

Scripture tells us that it wasn't until the fourth watch of the night that Jesus met the men out on the water. For sailors, the night is split into four sections, or "watches." The fourth watch is the one during the darkest hours of the night. We know that the men had been fighting against the wind and the waves for quite some time. Clearly, these men were

exhausted and afraid.

When they saw Jesus walking out to meet them, they cried out, "It's a ghost!" But Peter did not think this. Instead, Peter said, "Lord, if it's you ... tell me to come to you on the water." "Come," Jesus said (Matthew 14:28–29).

You know this part of the story. Peter walked out on the water to meet Jesus, but then he took his eyes off of Jesus because he was afraid. As Peter began to sink, he shouted, "Save me!" (v. 30). Jesus reached out and saved him; Jesus was with him.

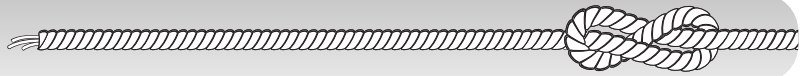
---

### **Support** Provides reflection and assessment through encouragement, prayer, and time in God's Word

God's power enabled Peter to walk on the water toward Jesus. God was with Peter—only an arm's length away. It was when Peter took his eyes off of Jesus that he began to sink. Jesus reached out and saved him, saying, "You of little faith ... why did you doubt?" (Matthew 14:31).

Just as Jesus knows Peter, He knows you. You can trust Him, knowing that He is closer to you than an arm's length away.

Consider taking a walk this week. As you're walking, ask God to reveal Himself to you. Allow yourself to block out the street noise and just listen. What is He saying? What is He showing you? How is God showing you that He is with you?



Children develop relationships with their leaders and one another through simple activities and conversation starters.

For additional CONNECT ideas, see the How It Works document in Resources.

## Option 1: Windy Skies

The weather was cloudy, windy, and stormy when Jesus walked on water. Children pretend cotton balls are clouds and use tongs to place them into an ice cube tray.

### SUPPLIES

- Serving tray (large)
- Ice cube tray
- Cotton balls
- Tongs (2, available at [www.dollartree.com](http://www.dollartree.com) or [www.discountschoolsupply.com](http://www.discountschoolsupply.com))

### SET UP

Place ice cube tray, cotton balls, and tongs on the large serving tray.

### RELATE

Invite two children at a time to the tray. **The last time we were together, we heard about Jesus walking on water. What was the weather like?** Allow kids to answer. **Was it sunny and hot or cloudy and windy?** Children will answer. **That's right—it was cloudy and windy.** Refer to the cotton balls. **We're going to pretend these are clouds. Where do we see clouds?** Children will answer. **That's right—in the**

**sky. Let's put the clouds into the ice cube tray using the tongs. First we'll try it together, and then you can do it all by yourself.**

Demonstrate how to do this by using a pair of tongs to pick up one cotton ball. Then place that cotton ball in one of the ice cube slots. You may need to help children on their first try. Then encourage them to give it a try on their own.

## Option 2: Boat Rubbings

Children make boat rubbings as they remember how Jesus' friends were on a boat when the wind started blowing and the waves began crashing.

### SUPPLIES

- Boat template (see Resources)
- Scissors
- Pen
- Poster board (1–3 sheets)
- Construction paper (1 sheet per child)
- Crayons

### PREPARE AHEAD

Print and cut out a copy of the Boat template. Trace the Boat template on the poster board, enough for one boat per child. Cut out and set aside. Peel the paper off of the crayons.

### SET UP

Place the Boat templates, construction paper, and crayons on the table. Tape the Boat templates to the table—one at each child's place setting.

### RELATE

Invite children to the table. **Where were Jesus' friends when the wind started blowing and the waves started crashing?** Allow children to respond. **That's right. They were on a boat. What do you see on the table?** Invite responses. **Yes, boats. Today you can make your very own picture of a boat.**

Place a sheet of construction paper over the Boat template and tape the paper to the table. Make sure each child has a

crayon. **Now rub your crayon back and forth over the top of your paper.** Model this for the children. **Wow, look at that! You made a picture of a boat!**

Children move into a time where they can participate in discovering God's Word through storytelling, worship, and interactive experiences.

Transition Song: "The Cleanup Song"





Children experience and learn more about God through traditions, song, and storytelling from The Big God Story.

## Welcome

### SUPPLIES

- “TruBlessings Theme Song” (see Resources)
- Bible
- Story Spots
- Hamilton puppet
- Hamilton’s house
- Pool toy (suggestions: float, inner tube, pool noodle, etc.)

## Ponder Point: God Is with Me

Hi, kids! Welcome! I’m so excited to be here with you today. Let’s all celebrate God by singing and dancing together! Play the “TruBlessings Theme Song” and lead kids in dance and celebration.

Hi, Hamilton! I’m so glad you’ve joined us today. What did you bring with you? Hamilton holds up his pool toy. This is a really nice (insert name of pool toy). Friends, where do we use this? Invite kids to respond. That’s right. We can use it in the pool, at the lake, or in the ocean. Today we’re going to hear about Jesus and His friends when they were on a lake and the weather became stormy.

Are you ready to hear this part of The Big God Story?

Children will respond. Do you think Hamilton is ready?

**Bible Song:** (sung to the tune of “Mary Had a Little Lamb”)

*Now it’s time to hear God’s Word*

*Hear God’s Word*

*Hear God’s Word*

*Now it’s time to hear God’s Word*

*So let’s look in the Bible*

As the song ends, have children return to their Story Spots. Hamilton can model this for children by sitting quietly as he listens to The Big God Story.

## DEVELOPMENTALLY SPEAKING

Young children at this age are becoming increasingly more aware of others’ emotions. As you storytell this part of The Big God Story, be mindful to emphasize the Ponder Point: God Is with Me. Remind the children that even though the disciples were scared, Jesus was never far away. Jesus was with them.

## The Big God Story

The Big God Story is written for a three-year-old audience. It can be told in its entirety or shortened if the class is on the younger side.

Walking on Water

God Is with Me

Matthew 14:22–33; Mark 6:45–51

## SUPPLIES

- The Big God Story images #1–5 (see Resources)
- Whiteboard or felt board
- Magnets or felt
- Glue
- Hamilton puppet
- Hamilton's pool toy

## PREPARE AHEAD

Print The Big God Story images in color and glue either felt or a magnet on the back of each image.

## SET UP

Place The Big God Story images in order near the storyboard.

## RELATE

**Before we go any further, let's all pray together and ask God to teach us today.** Lead children in a Prayer of Release to pause, be still, and ask the Holy Spirit to quiet their hearts and minds.

Friends, the last time we were together we heard how Jesus walked out to meet His friends on the water. Did Jesus need a pool toy like this (Hamilton holds up his pool toy) to float in the water? Children answer. **No. That's right! He just walked across the water! But before He walked on the water, Jesus spent time praying to His Father, God.** Show image #1. **Whom do we talk to when we pray?** Invite kids to respond. **That's right—we pray to God. He's always with us. We can talk to Him anytime.**

**When Jesus' friends were in the boat, was it a bright and sunny day?** Invite children to answer. **Was it dark outside?** Children will answer. **That's right. It was nighttime. Jesus was by Himself on the mountain, and His friends were in a boat on the lake.** Show image #2. **When Jesus' friends were in the boat, the wind started to blow. Let's pretend to blow in the wind.** Sway like you're in the wind and have the kids join you. Hamilton hangs on tightly to his pool toy as he sways back and forth. **Hamilton is a little scared. He's holding on tightly to his** (insert pool toy name) **in case he falls overboard!**

**The wind blew and the waves crashed against the boat. Let's rock back and forth like Jesus' friends in the boat.** Model for the children. **When it was time, Jesus walked across the lake to meet His friends. How did Jesus get to His friends?** Invite children to respond. **That's right! He walked on the water!**

Show image #3. **When Jesus' friends saw Him, they were very scared!** Hamilton shakes like he's scared. **They'd never seen anyone walk on water. Did they need to be scared?** Wait for children to answer. **No, they didn't need to be scared, because Jesus was with them. We don't need to be scared, because God is always with us!** Hamilton, did you hear that? **You don't need to be scared anymore—God is with us!** Hamilton drops the pool toy. **Hamilton, are you still scared?** Hamilton shakes his head side to side.

Jesus knew His friends were scared. He said, **"Be brave, it's Me. Don't be afraid!"** When His friends heard this, one of His friends, named Peter, said, **"Lord, if it's really You, tell me to come meet You on the water."** Show image #4.

**Did Peter swim to Jesus?** Children will answer. **No! Did Peter use a pool float or water wings to help him get to Jesus?** Kids will answer. **No! He walked to Jesus on the water! But when Peter saw the wind and the waves, he started to sink. He called out to Jesus, "Lord, save me!"** What did Jesus do? Kids answer. Show image #5. **Jesus reached out His arm and lifted Peter out of the water. As soon as Jesus and Peter climbed into the boat, the wind stopped. Jesus' friends said, "You really are the Son of God!"**

**Who was with Jesus' friends when they were scared?** Children will answer. **God was! Just like Jesus was with His friends, He is with us. God is always with us—each and every day!**

Have the children say good-bye to Hamilton as he goes back into his house and thank him for coming to be a part of The Big God Story.


## RESPOND//15 minutes

Children reflect on what the Holy Spirit is teaching them and respond through worship, creative activities, and games.

## Song of Celebration

Friends, God is with you. He'll always be close to you. When Jesus' friends were on the boat and they got scared, Jesus was there to help them because He is always with us. Let's sing a song that tells us that when we ask Jesus for help, we don't need to be afraid, because He is with us.

Lead kids in a celebratory worship song. Suggested song: "We Believe" from *TruWorship Songs from the Playhouse*.

**Snack:** If you'd like to tie the snack into the lesson, you can give the kids a snack that incorporates water. For example, use cookies with blue icing on top. As the kids eat, sit down with them and engage them in conversation. Be sure to consider any food allergies or check with parents ahead of time. 

## Option 1: Chalk Waves

As they remember the big waves Jesus' friends experienced, children use chalk dipped in water to draw their own waves on construction paper.

### SUPPLIES

- Construction paper (blue, 1 sheet per child)
- Chalk (white, 1 piece per child)
- Baking dish
- Water
- Table covering

### SET UP

Lay table covering down. Fill baking dish with water.

### RELATE

**In The Big God Story there were big waves. Have you ever seen big waves?** Share a personal story about a time you saw large waves. **We're going to draw some waves on our**

**blue paper. First, dip your chalk in the water. Then, we'll make some waves.** Model how to draw waves on the paper and encourage children to draw their own.

## Option 2: Walk on Water

Children pretend to be Peter walking on water as they take turns walking across a piece of wood.

### SUPPLIES

- Table covering (blue)
- Piece of wood (2" x 4", can be found at a local hardware store)

### SET UP

Spread table covering on the floor and place a piece of wood on top of the table covering.

### RELATE

Gather kids around the blue table covering you placed on the floor. **In The Big God Story Jesus walked on water, and He helped Peter walk on water. We're going to pretend you're Peter. Do you see the blue water?** Point to the blue table covering on the floor. **We're going to walk carefully**

**across the water, balancing on the piece of wood. We have to be careful not to touch the water so we don't sink. I can help you walk across the water. If you need help, just say, "Help, please."** Allow one child at a time to walk across the water. Assist the children if they have a hard time balancing.

## Option 3: God Is with Me

Children use finger paint to make a picture to remind them that God is with them all of the time.

### SUPPLIES

- God Is with Me template (see Resources)
- Card stock (1 sheet per child)
- Finger paint
- Table covering
- Wet wipes

### PREPARE AHEAD

Print the God Is with Me template onto card stock, enough for one per child.

### SET UP

Spread table covering over the table and set out finger paint. Place one sheet of card stock at each child's place setting. Have wet wipes nearby for easy cleanup.

## RELATE

We learned today that God is with us. Is He with us all of the time or just sometimes? Invite children to respond. That's right—He is with us all of the time! On our paper it says "God Is with Me." Let's use our fingers to paint on the paper. When you get home, you can show your family

your beautiful painting and tell them that God is with us. Allow children time to paint, encouraging them to not get paint on their clothes. Clean their hands with wet wipes when they're finished.

## Hamilton's Box of Fun

### SUPPLIES

- "The Cleanup Song" (see Resources)
- Box or basket
- Toddler Movement Scarves (available at [www.discountschoolsupply.com](http://www.discountschoolsupply.com))
- Puppets
- Interlocking blocks
- Toy animals
- Magnifying glasses (available at [www.dollartree.com](http://www.dollartree.com))

### SET UP

Put a variety of fun objects/toys in the box. Hide the box or basket somewhere in the room. Clean the objects each week after use.

## RELATE

Invite the kids to your circle time area and sing together:

**Hamilton's Box** (sung to the tune of "Oh Where, Oh Where Has My Little Dog Gone?")

*Oh where, oh where is Hamilton's Box?  
Oh where, oh where can it be?  
It's full of fun toys that we sure like a lot  
Oh where, oh where can it be?*

Pick one or two kids to help find the box or basket. Once it's found, you can place it in the middle of your circle time area and invite the kids to come and explore what is inside. **Come on over, everyone! What fun things can we explore today? Let's take turns playing with things and even play together.**

When it's time to put the toys away, cue the kids with "The Cleanup Song."

## BLESS//5 minutes



Children receive a blessing from their leaders and sometimes one another. A blessing can be a prayer of commission, a portion of Scripture, or words to encourage and guide.

### SUPPLIES

- TruBlessings coloring sheet (see Resources)
- HomeFront Weekly: Lesson 3 (see Resources)
- Bible

## RELATE

Gather the children around you to bless them. Pray this prayer of blessing over them:

**Children, may you know that God is with you always and loves you forever and ever.**

Open a Bible and read Psalm 73:28a:

**But as for me, it is good to be near God.**

Send home the HomeFront Weekly with your kids.

## WEEK 3

3.3

# Part of The Big God Story

### Week 3 - John 10:1-21

Jesus used a story to teach people, called a parable, about the way a shepherd cares for His sheep. Jesus is the Good Shepherd. He loves His sheep and He knows them. Jesus is our Good Shepherd and we are His sheep.

### Week 4 - Matthew 21:1-11; Mark 11:1-11; Luke 19:28-38

Jesus rode into Jerusalem on a donkey. As Jesus rode into the city, the people celebrated while they shouted, "Hosanna, Hosanna!"

## Ponder Point

WEEK 3 JESUS IS MY SHEPHERD

WEEK 4 JESUS IS KING

## Blessing

(Insert your child's name),

**May you always remember that Jesus loves you.**

## Blessing

(Insert your child's name),

**May you come to know Jesus as your Savior and King.**

## Did You Know?

**WEEK 3** • As our Good Shepherd, Jesus is concerned about our welfare and protection.

**WEEK 4** • We celebrate Jesus' triumphal entry into Jerusalem on Palm Sunday.

Hamilton says,  
**"Dig into God's Word"**

**WEEK 3** Read John 10:14-15. After reading, remind your child that Jesus is our Shepherd.

**WEEK 4** Read Matthew 21:7-9. After reading, remind your child that by spreading their garments on the road in front of Him, the people were honoring Jesus as King.

## Tot Talk

Your child enjoys role-play and dress-up. Allow your child to dress as royalty. Be sure to include a discussion about Jesus, our true King who loves us!

Jesus is our Shepherd. How can we be sure we are following Jesus?


What kind of animal did Jesus ride into Jerusalem? That's right! Jesus rode in on a donkey.

## WEEK 4

3.4

tru blessings<sup>®</sup>  
inspire, equip, support.

home|front  
W E E K L Y



A Parent  
Preteach Resource

for the weeks of ...

**G**od has given parents the privilege of being the primary spiritual nurturers of their children's faith.

The HomeFront Weekly is designed to reinforce that truth by allowing your family to have time in God's Word **before your child attends church each week**. It will provide you with ways to introduce The Big God Story and have age-appropriate conversations with your little one as you prepare her for what she will be experiencing in church for the next four weeks.

Research has shown that children between the ages of two and four learn best through repetition. Because of this, TruBlessings will spend two weeks on the same part of **The Big God Story** and the **Ponder Point**.

Each week you will receive a new **Blessing**. A blessing is a prayer of commission, a portion of Scripture, or words of encouragement and guidance. While giving the blessing, you may desire to lay hands on your child as you speak the Scripture or pray a prayer over him.



### Hamilton the Hedgehog

will play a role in your child's experience in church each week—be sure to ask about him. He loves to **Dig into God's Word**. The passage of Scripture provided will assist you as you reinforce the Ponder Point. **Did You Know?** has fun facts about this part of The Big God Story for you to share with your child. And **Tot Talk** is simply a conversation starter to assist you as you spiritually parent.

We encourage you to begin a tradition of a family night in your home with **HomeFront: A Spiritual Parenting Resource**. Each month this resource is filled with ideas on how to create home environments that God can use to beckon your children to Him. Visit [Homefrontmag.com](http://Homefrontmag.com) or check with your Children's Pastor for a copy of the latest issue. You can also download the free app on your iPhone, iPad, or Android device by searching for HomeFront.

© 2017 David C Cook. TruResources are developed in partnership with **ROCK-HARBOR** Church and a national network of family and children's ministry leaders. All rights reserved. Reproducible for church use only.



## Part of The Big God Story

### WEEK 1

3.1

**Matthew 14:22-33; Mark 6:45-51**

After praying, Jesus walked on the water to meet the disciples, who were out on the lake in a boat. Peter walked out on the water to meet Jesus. When Peter became afraid and began to sink, Jesus saved him.

### WEEK 2

3.2

### Ponder Point

GOD IS WITH ME

### Blessing

Open a Bible and read Psalm 73:28a:  
**"But as for me, it is good to be near God."**

(Insert your child's name) **May you know that it's good to be near to God.**

### Blessing

(Insert your child's name), **God is with you. May you know how good it is to be near Him.**

### Did You Know?

- The miracle of Jesus walking on water is one of 37 miracles of Jesus recorded in the gospels!
- It was when Peter got scared by the wind and the waves he began to sink in the water.

Hamilton says,  
**"Dig into God's Word"**

**Read Matthew 14:28-31.** After reading, remind your child that God is with her, just as Jesus was with Peter.

### Tot Talk

Your child may enjoy playing with water. During bath time, give her a few objects and discuss which ones sink and which ones float.

### Tot Talk

How did Jesus get to His friends who were out on the lake? Could anyone but God do this? NO! Jesus is God.

Remind your child that God is always with us. Discuss the fact that He is present in our lives when we are happy, sad, or even scared like the disciples were!

## Fall Quarter

Lesson	Ponder Point	Bible Passage	Foundational Truth
1	God Made Our World (Creation)	Gen. 1–2:3	God Made Me
2	God Made Our World (Creation)	Gen. 1–2:3	God Made Me
3	God Made People (Adam & Eve)	Gen. 1:26–31; 2:4–25	God Made Me
4	God Made People (Adam & Eve)	Gen. 1:26–31; 2:4–25	God Made Me
5	God Is Mighty (Moses)	Ex. 14:13–15:21	God Made Me
6	God Is Mighty (Moses)	Ex. 14:13–15:21	God Made Me
7	God Cares for Me (Manna)	Ex. 16; Num. 11:7–9	God Made Me
8	God Cares for Me (Manna)	Ex. 16; Num. 11:7–9	God Made Me
9	God Speaks (Calling of Samuel)	1 Sam. 3	God Made Me
10	God Speaks (Calling of Samuel)	1 Sam. 3	God Made Me
11	God Is Worshipped (Psalms)	Ps. 27:6; 30:11; 95:2; 98:4; 108:1; 149:3	God Made Me
12	God Is Worshipped (Psalms)	Ps. 27:6; 30:11; 95:2; 98:4; 108:1; 149:3	God Made Me
13	<b>Remember &amp; Celebrate Weekend</b>		God Made Me

## Winter Quarter

Lesson	Ponder Point	Bible Passage	Foundational Truth
1	God Keeps His Promise (Mary and Joseph)	Luke 1:26–56; Matt. 1:18–25	God Loves Me
2	God Keeps His Promise (Mary and Joseph)	Luke 1:26–56; Matt. 1:18–25	God Loves Me
3	Jesus Is Born (Christmas)	Luke 2:8–20	God Loves Me
4	Jesus Is Born (Christmas)	Luke 2:8–20	God Loves Me
5	Jesus Chooses Us to Follow Him (Calling of the Apostles)	Luke 5:1–11	God Loves Me
6	Jesus Chooses Us to Follow Him (Calling of the Apostles)	Luke 5:1–11	God Loves Me
7	Jesus Is God (Calming the Storm)	Matt. 8:23–27; Mark 4:35–41	God Loves Me
8	Jesus Is God (Calming the Storm)	Matt. 8:23–27; Mark 4:35–41	God Loves Me
9	Jesus Cares (Feeding the 5,000)	Matt. 14:13–21; Mark 6:30–44; Luke 9:10–17; John 6:1–15	God Loves Me
10	Jesus Cares (Feeding the 5,000)	Matt. 14:13–21; Mark 6:30–44; Luke 9:10–17; John 6:1–15	God Loves Me
11	Jesus Is Powerful (Healing of the Blind Man)	John 9:1–12	God Loves Me
12	Jesus Is Powerful (Healing of the Blind Man)	John 9:1–12	God Loves Me
13	<b>Remember &amp; Celebrate Weekend</b>		God Loves Me



## Spring Quarter

Lesson	Ponder Point	Bible Passage	Foundational Truth
1	God Is with Me (Walking on Water)	Mark 6:45–51; Matt 14:22–33	God Is with Me
2	God Is with Me (Walking on Water)	Mark 6:45–51; Matt 14:22–33	God Is with Me
3	Jesus Is My Shepherd (The Good Shepherd)	John 10:1-21	God Is with Me
4	Jesus Is King (Triumphal Entry)	Matt. 21:1–11; Mark 11:1–11; Luke 19:28–38	God Is with Me
5	Jesus Is King (Triumphal Entry)	Matt. 21:1–11; Mark 11:1–11; Luke 19:28–38	God Is with Me
6	Jesus Is Alive (Easter)	John 19–20	God Is with Me
7	Jesus Is Alive (Easter)	John 19–20	God Is with Me
8	Jesus Is the Good News (The Great Commission)	Matt. 28:16–20	God Is with Me
9	Jesus Is the Good News (The Great Commission)	Matt. 28:16–20	God Is with Me
10	God Is Love (The Church in Antioch)	Acts 11:19-30	God Is with Me
11	God Listens to Our Prayers (Peter Freed from Prison)	Acts 12:1–19	God Is with Me
12	God Listens to Our Prayers (Peter Freed from Prison)	Acts 12:1–19	God Is with Me
13	<b><i>Remember &amp; Celebrate Weekend</i></b>		God Is with Me

**Bonus Lesson: Jesus Wants Us to Remember His Love (The Last Supper)**

## Summer Quarter

Lesson	Ponder Point	Bible Passage	Foundational Truth
1	God Is Powerful (David and the Giant)	1 Sam. 16–17	God Made Me
2	God Is Powerful (David and the Giant)	1 Sam. 16–17	God Made Me
3	God Takes Care of Me (Elijah & the Ravens)	1 Kings 17:1–6	God Loves Me
4	God Takes Care of Me (Elijah & the Ravens)	1 Kings 17:1–6	God Loves Me
5	God Is With Me (Elijah on the Mountain)	1 Kings 19:9–18	God Is With Me
6	God Is With Me (Elijah on the Mountain)	1 Kings 19:9–18	God Is With Me
7	Our God Saves (Jonah)	Jonah	God Made Me
8	Our God Saves (Jonah)	Jonah	God Made Me
9	God's Word Has Power (Josiah)	2 Kings 22–23:23	God Loves Me
10	God's Word Has Power (Josiah)	2 Kings 22–23:23	God Loves Me
11	God Is the Living God (Daniel in the Lions' Den)	Dan. 6	God Is With Me
12	God Is the Living God (Daniel in the Lions' Den)	Dan. 6	God Is With Me
13	<b>Remember &amp; Celebrate Weekend</b>		God Made Me, God Loves Me, and God Is with Me



# How to Buy Tru Curriculum

As a full digital curriculum, Tru delivers lesson content and resource material through its online delivery platforms.

Choose between easy to download zipped files or a subscription on Disciplr.

## **Tru Digital Bundles**

**Simple to download, easy to use!**

### **ADD COVERS OF TRU AGES:**

Tru Curriculum is now available in quarterly digital bundles complete with teachers guide and accompanying lesson resources. Explore pricing and purchasing options at

## **Tru on Disciplr®**

**Tru curriculum is coming soon to Disciplr 2.0!**

Get unlimited access to all Tru age levels and formats for one annual price. Disciplr gives you curriculum choices, simple lesson customization and scheduling tools in one organized home.